



## HOW MUCH WILL IT COST?

APPROXIMATELY 80% of the cost will be the labour, ground preparation and installation.

APPROXIMATELY 20% of the cost is product, so buying the best product you can will not add significantly to the overall cost.

## A GUIDE PRODUCT PRICE BAND IS SHOWN ON EACH PAGE



## Marshalls TV

You can view a host of helpful 'how to' videos at Marshalls TV on YouTube, simply type Marshalls TV into YouTube's search bar

We are regularly adding new topics of interest, so keep visiting Marshalls on YouTube, Facebook, Pinterest and Twitter.



## Online help with your garden



A quick and simple project quantity calculator applicable to all Marshalls Paving and Block Paving products. Free online, it provides laying patterns including kerbs, edgings and borders. [www.marshalls.co.uk/pavingplanner](http://www.marshalls.co.uk/pavingplanner)



Free online, helps you plan your garden and even view it in 3D. Add any paving you desire in a variety of laying patterns. Simple to follow, step by step. [www.marshalls.co.uk/gv](http://www.marshalls.co.uk/gv)



## Free Interactive App

Download the free Marshalls App see p14/15.  
Scan the page when you see this symbol and  
experience more pictures and videos of the  
product online [www.marshalls.co.uk](http://www.marshalls.co.uk)



# GARDEN CONTENTS

## PAVING

Marshalls Paving Solutions	20 / 21
The Marshalls Stone Standard	22 / 23
Sawn Versuro Jumbo King Size	<b>NEW</b> 24 / 25
Sawn Versuro King Size	<b>NEW</b> 26 / 27
Sawn Versuro	28 / 29
Sawn Versuro Linear	30 / 31
Scoutmoor Yorkstone	<b>NEW</b> 32 / 33
Antique Alverno	34 / 35
Riven Harena	36 / 37
Flamed Narias	38 / 39
Sawn Versuro Steps	40
Riven Harena Circles	41
Sawn Versuro Borders	42
Riven & Antique Borders	43
Limestone Aluri	44 / 45
Lazaro Marble	<b>NEW</b> 46 / 47
Granite Eclipse	48 / 51
Casarta Slate	52 / 53
Natural Slate	54 / 55
Symphony Vittrified	<b>NEW</b> 56 / 61
Pavesys Paving System	<b>NEW</b> 62 / 65
Coach House Paving & Circles	66 / 67
Woodstone Sleepers, Posts & Decking	68 / 69
Wildwood	70 / 71
Heritage	72 / 73
Heritage Circle	74 / 75
Argent	76 / 77
Firedstone	78 / 79
Perfecta	80 / 81
Saxon	82 / 83
Saxon Circle	84 / 85
Regent	86 / 87
Patio Essentials - Weatherpoint 365	88 / 89
Homeowners Website	90 / 91

## WALLING

Sawn Versuro Walling	92 / 93
Pitched & Tumbled Stone Walling	94 / 95
Stoneface Drystack Walling	<b>NEW</b> 96 / 97
Stoneface Sawn Walling	<b>NEW</b> 98 / 99
Old Mill Brick	100 / 101
Argent Walling	102
Argent Palisades	103
Wildwood Walling	<b>NEW</b> 104 / 105
Drivesett Tegula Walling	106 / 107
Marshalite Walling	108 / 109
Croft Walling - Easy Build	110 / 111
Copings & Caps	112 / 113

## PATHS & EDGINGS

Heritage Cobblestones	114
Drivesett Deco	115
Bioverse Paving System	116
Hewnstone	117
Edgings	118 / 119

## ACCESSORIES

Argent Aqua	76 / 77
-------------	---------

## DECORATIVE AGGREGATES

Decorative Aggregates	120
Pebbles, Cobbles & Rockery	121

Installation Guidance	122-127
-----------------------	---------

## STANDARD PAVING

Indian Sandstone Paving & Circle	190
Utility Paving	192/193
Leyburn Paving	194/195

## MARSHALLS FIRST TO CARBON FOOTPRINT

Marshalls is the first company anywhere to carbon footprint its entire UK domestic manufactured range. The latest independently certified\* carbon emission values are available on our website, see the link below.

*\*Certified by the Carbon Trust*

The leaf symbol shown on each product page means you can measure the carbon footprint of your project using our easy to use calculator on the web link below.



CO<sub>2</sub> per m<sup>2</sup>

























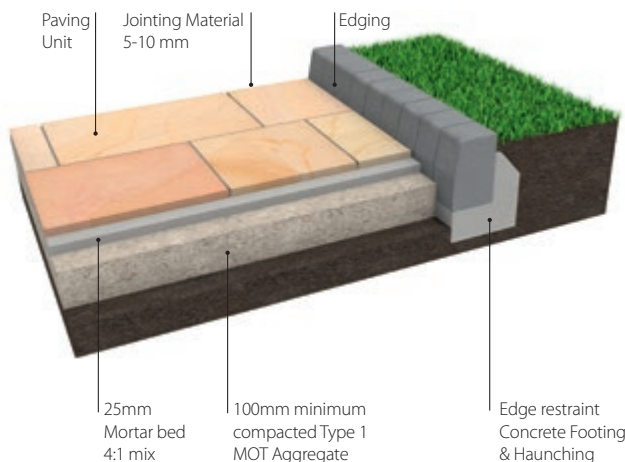

[www.marshalls.co.uk/homeowners/hard-landscaping-carbon-footprint-calculator](http://www.marshalls.co.uk/homeowners/hard-landscaping-carbon-footprint-calculator)



# MARSHALLS PAVING SOLUTIONS



*Reviewing the different materials and methods of patio and pathway construction, and the products available*

	NATURAL STONE PAVING	VITRIFIED PAVING																																
PRODUCTS	<p>Marshall's is a premier source in the UK of domestic and imported Natural Stone of all kinds. Marshall's applies rigorous quality standards, importing only from ethical sources and demanding consistent manufacturing performance. The resulting stone ranges are second to none.</p> <table><tr><td>Sawn</td><td>P.24-31</td><td>Limestone</td><td>P.44-45</td></tr><tr><td>Antique</td><td>P.34-35</td><td>Limestone</td><td>P.46-47</td></tr><tr><td>Riven</td><td>P.36-37</td><td>Granite</td><td>P.48-51</td></tr><tr><td>Flamed</td><td>P.38-39</td><td>Slate</td><td>P.52-55</td></tr></table> <table><tr><td>SAWN</td><td>RIVEN</td><td>FLAMED</td><td>GRANITE</td><td>LIMESTONE</td><td>SLATE</td></tr><tr><td></td><td></td><td></td><td></td><td></td><td></td></tr></table>	Sawn	P.24-31	Limestone	P.44-45	Antique	P.34-35	Limestone	P.46-47	Riven	P.36-37	Granite	P.48-51	Flamed	P.38-39	Slate	P.52-55	SAWN	RIVEN	FLAMED	GRANITE	LIMESTONE	SLATE							<p>Symphony Vitrified Paving combines strength and technical features that resist moisture absorption and mean low maintenance.</p> <p>Vitrified Paving P.56-61</p> <table><tr><td>PAVING</td><td>WOOD PLANK</td></tr><tr><td></td><td></td></tr></table>	PAVING	WOOD PLANK		
Sawn	P.24-31	Limestone	P.44-45																															
Antique	P.34-35	Limestone	P.46-47																															
Riven	P.36-37	Granite	P.48-51																															
Flamed	P.38-39	Slate	P.52-55																															
SAWN	RIVEN	FLAMED	GRANITE	LIMESTONE	SLATE																													
																																		
PAVING	WOOD PLANK																																	
																																		
SUB-BASE DESIGN																																		
WHAT YOU CAN EXPECT																																		

Marshalls extensive range of attractive, top quality paving products for garden patios and pathways cover all possible tastes. From exceptional natural stones to beautifully practical concrete, you will find paving that meets your needs.

An appreciation of the materials and products available to you and the recommended construction methods shown here should help you choose the most appropriate products for your project. Then proceeding to consult a Marshalls Register Member, familiar with these products and installation techniques will ensure a successful outcome.

### PAVESYS SYSTEM

Marshalls patented Pavesys System is brand new. Designed to deliver first class patio paving in around half the time of conventional patio installation, yet with an aesthetic consistency that is hard to fault. The specially engineered Pavesys units are proven easier and quicker to install than any other paving when laid on a sand screed.

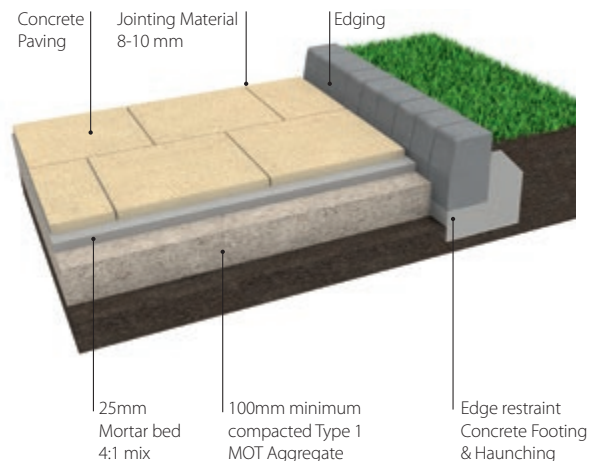
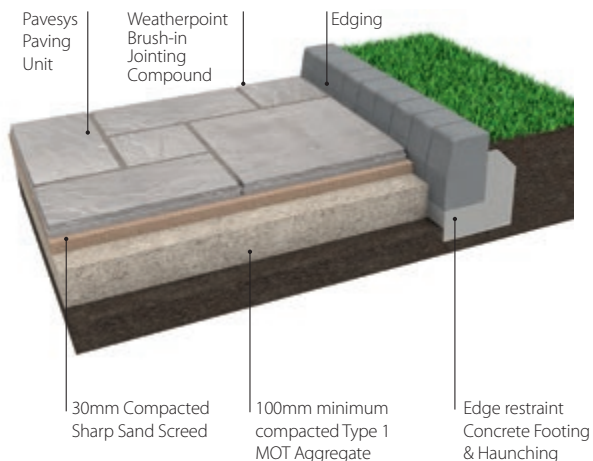
Pavesys System P.62-65



### CONCRETE PAVING

Marshalls ranges of concrete paving are as sophisticated as any you will find. Beautiful, practical and affordable. There are numerous surface textures and colours available, enough to satisfy the most demanding customer.

Coach House	P.66-67	Firedstone	P.78-79
Woodstone	P.68-69	Perfecta	P.80-81
Wildwood	P.70-71	Saxon	P.82-85
Heritage	P.72-73	Regent	P.86-87
Argent	P.76-77		





# THE MARSHALLS STONE STANDARD



Marshall's

## Not all stone was created equal

Indian sandstone has become increasingly popular in the UK in recent years as a domestic patio or driveway product. Due to its strength and versatility coupled with its natural beauty, Indian sandstone is often the chosen product with many homeowners to produce functional yet stylish spaces for family and social use.

Yet there are many hidden dangers with a significant proportion of the sandstones available on the UK market today. Many of the cheaper sandstones are soft, porous stones which are easier to process, making them cheaper, but not strong enough to withstand the harsh British climate. They are more likely to age and go green with excessive algae and lichen growth quickly and could crack, split and delaminate after just one winter; rendering your fabulous new installation looking tired and worn within a matter of months.

At Marshall's, all our sandstone is covered by the Stone Standard quality mark which gives you complete assurance that all the stone we provide is fit for purpose and not only meets the base technical levels outlined in the British Standard, but exceeds them.

A patio or driveway installation is a significant investment to any home. Don't take a chance by choosing or installing an inferior product that won't stand the test of time.

The Marshall's Stone Standard sets minimum base criteria to which all our stone performs. These attributes are the most important technical factors that must be considered before choosing a stone on your patio or driveway project:

### **All sandstone sold by Marshall's will have a maximum water absorption of 1.7%**

This figure tells you how porous the stone is. The higher the percentage, the higher the chance this stone has of going green quickly and creating an environment that promotes severe algae or lichen growth.

### **All sandstone sold by Marshall's will have a flexural strength of no less than 12.9mpa**

The flexural strength of a stone gives an indication of how strong the stone is. The higher the number, the less chance it has of failing or being attacked by frost damage once in-situ.

### **All sandstone sold by Marshall's will be frost resistant**

If a stone loses strength or starts to fall apart when subjected to repeated frosts (an essential characteristic in the harsh British climate), then it isn't fit for purpose. Marshall's have rigorously tested all their stone, to make sure the stone they supply is completely frost resistant.

Any sandstone paving that doesn't meet ALL these criteria may not be fit for purpose and could fail.

All Marshall's natural stone is CE marked and tested in accordance to BS EN 1341. Declarations of Performance are available to download at [www.marshall's.co.uk/DOP](http://www.marshall's.co.uk/DOP)



## What can happen if you don't install stone that complies with the Marshalls Stone Standard?

Your patio could look like the picture below, right within a couple of months; covered in excessive algae and rapidly starting to degrade.

All the softer sandstones will start to go green very quickly unless given expensive and often temperamental sealing treatments which have to be reapplied every year. These stones also have poor compaction between the sedimentary layers which could lead to the bedding planes separating and your stone starting to split and crack. Worse still, if moisture exploits the gaps in the stone, ice crystals can form and the surface of your stone could pop and come away in sheets. All these issues could happen to your new patio installation in a matter of months if you choose an inappropriate stone.



Surface delamination



Splitting of the bedding planes



The newly installed stone look



After a few months covered in algae



# SAWN VERSURO JUMBO KING SIZE


NEW

Ethically Sourced Sandstone



Sawn Versuro Jumbo King Size Paving, Golden Sand Multi (GSM)

- Our largest size paving cut only from superior quartzitic sandstone
- This largest plan size will make a real statement to your design scheme
- This finest quality stone is carefully hand selected for a consistent colour blend
- A smooth but fine grained surface finish with excellent non-slip characteristics
- Co-ordinates perfectly with many other stone products in our range



Sawn Versuro Jumbo King Size Paving, Golden Sand Multi (GSM)









SCAN PAGE


*Extravagant size paving that cannot fail to catch the eye in any contemporary garden setting*




Sawn Versuro Jumbo King Size,  
Caramel Cream Multi (CCM)




Sawn Versuro Jumbo King Size,  
Autumn Bronze Multi (ABM)



Sawn Versuro Jumbo King Size,  
Antique Silver Multi (ASM)



Sawn Versuro Jumbo King Size,  
Golden Sand Multi (GSM)

	Size mm (nominal)	No. item/pack	Weight (kg/each)	Weight (kg/pack)	No. /m <sup>2</sup>	m <sup>2</sup> /pack	Colours	 CO <sub>2</sub> per m <sup>2</sup>
Full Packs	1200x1200x30	8	116.6	968	0.7	11.52	CCM, ABM, ASM, GSM	see website

*For diagrams and important product information, see page 122*

This product comes with specific installation guidelines.  
Please contact our Technical Advisory Team on 0370 411 2233  
or visit our website [www.marshalls.co.uk](http://www.marshalls.co.uk) prior to installation.



# SAWN VERSURO KING SIZE

Ethically Sourced Sandstone



Sawn Versuro King Size Paving, Golden Sand Multi (GSM)  
Designed and Installed by Perfect Paving Ltd, Keston

- Beautiful King Size Sawn Sandstone makes an impressive contemporary patio area
- Larger plan sizes look impressive in any design scheme
- Superior quality stone is carefully hand selected for consistent colour and quality
- Smooth fine grained surface finish with excellent non-slip characteristics



Sawn Versuro King Size Paving, Golden Sand Multi (GSM)  
with Driveway Setts in Autumn Bronze (AB) and edged with  
Granite Eclipse (EL) cut to size  
Designed and Installed by CrystalClear, Bolton







SCAN PAGE


*Exciting larger size sawn paving is ideal for customers wishing to create the ultimate high end contemporary finish*




Sawn Versuro King Size,  
Caramel Cream Multi (CCM)




Sawn Versuro King Size,  
Autumn Bronze Multi (ABM)



Sawn Versuro King Size,  
Antique Silver Multi (ASM)



Sawn Versuro King Size,  
Golden Sand Multi (GSM)

	Sizes mm (nominal)	No. item/pack	Weight (kg/each)	Weight (kg/pack)	No./m <sup>2</sup>	m <sup>2</sup> /pack	Colours	 CO <sub>2</sub> per m <sup>2</sup>
Full Packs	1250 x 750 x 30	14	73.1	1059	1.1	13.1	CCM, ABM, ASM, GSM	see website
	1000 x 750 x 30	14	58.5	854	1.3	10.5		
	750 x 750 x 30	16	43.9	737	1.8	9		

*For diagrams and important product information, see page 122*

This product comes with specific installation guidelines.  
Please contact our Technical Advisory Team on 0370 411 2233  
or visit our website [www.marshalls.co.uk](http://www.marshalls.co.uk) prior to installation.



# SAWN VERSURO

Ethically Sourced Sandstone

Sawn Versuro Paving, Antique Silver Multi (ASM), edged with Sawn & Tumbled Setts, Silver Birch (SB) and Sawn Sandstone Bullnosed Steps, Antique Silver Multi (ASM)  
Designed and Installed by Pavex, Banstead

*Add prestige and value to your property with the smooth contemporary beauty of Sawn Versuro Sandstone*

- Fine grained sandstone with a lightly textured surface to create excellent non-slip characteristics
- Carefully hand selected from the finest quartzitic sandstone, ensuring long lasting quality and good looks
- Four subtle colours available which co-ordinate with any design scheme as well as blending perfectly with the natural environment




Sawn Versuro Paving and Step Units, Golden Sand Multi (GSM).  
Edged with Setts, Autumn Bronze Multi (ABM)  
Designed and Installed by Aura Landscapes Ltd., Southampton







SCAN PAGE




Sawn Versuro,  
Caramel Cream Multi (CCM)




Sawn Versuro,  
Antique Silver Multi (ASM)



Sawn Versuro,  
Golden Sand Multi (GSM)



Sawn Versuro,  
Autumn Bronze Multi (ABM)

	Sizes mm (nominal)	No. item/pack	Weight (kg/each)	Weight (kg/pack)	No. /m <sup>2</sup>	m <sup>2</sup> /pack	Colours	Order Select	
Full Packs	845 x 560 x 22	35	27.1	982	2.1	16.6	CCM,	✓	see website
	560 x 560 x 22	60	17.9	1111	3.2	18.8	ASM,		
	560 x 275 x 22	120	8.8	1092	6.5	18.5	GSM,		
	275 x 275 x 22	210	4.3	942	13.2	15.9	ABM		
11.3m <sup>2</sup> Project Pack	845 x 560 x 22	10	27.1	727	2.1	11.26	CCM,		
	560 x 560 x 22	13	17.9		3.2		ASM,		
	560 x 275 x 22	11	8.8		6.5		GSM,		
	275 x 275 x 22	10	4.3		13.2		ABM		

For diagrams and important product information, see page 122

This product comes with specific installation guidelines.  
Please contact our Technical Advisory Team on 0370 411 2233  
or visit our website [www.marshalls.co.uk](http://www.marshalls.co.uk) prior to installation.



# SAWN VERSURO LINEAR

Ethically Sourced Sandstone



Sawn Versuro Linear Sandstone, Golden Sand Multi (GSM).  
Edged with Sawn Sandstone Setts, Autumn Bronze Multi (ABM)  
*Designed and Installed by Beesleys Landscapes Ltd, Winsford*

- Carefully hand selected from the finest quartzitic sandstone, ensuring long lasting quality and good looks
- Can be laid singularly to create a sleek and contemporary look or as a feature pathway or border to add detail
- A smooth contemporary sawn finish, lightly textured for non-slip practicality



Sawn Versuro Linear Sandstone and Paving, Golden Sand Multi (GSM).  
Edged with Sawn Sandstone Setts, Autumn Bronze Multi (ABM)  
*Designed and Installed by Beesleys Landscapes Ltd, Winsford*



CO<sub>2</sub> per m<sup>2</sup>



Marshalls



by Marshalls






*Unique designs and striking edging detail  
can be achieved with Sawn Versuro Linear*



SCAN PAGE



Sawn Versuro Linear,  
Caramel Cream Multi (CCM)




Sawn Versuro Linear,  
Antique Silver Multi (ASM)



Sawn Versuro Linear,  
Golden Sand Multi (GSM)



Sawn Versuro Linear,  
Autumn Bronze Multi (ABM)

	Size mm (nominal)	No. item/pack	Weight (kg/each)	Weight (kg/pack)	No. /m <sup>2</sup>	m <sup>2</sup> /pack	Colours	Order Select	
Full Packs	845 x 140 x 22	100	6.8	712	8.5	11.8	CCM, ASM, GSM, ABM	✓	see website



This product comes with specific installation guidelines.  
Please contact our Technical Advisory Team on 0370 411 2233  
or visit our website [www.marshalls.co.uk](http://www.marshalls.co.uk) prior to installation.

*For diagrams and important product information, see page 122*

Available in Golden Sand Multi (GSM), Autumn  
Bronze Multi (ABM), Antique Silver Multi (ASM),  
Caramel Cream Multi (CCM).



# SCOUTMOOR

NEW

Premium British Yorkstone



Scoutmoor, Diamond Sawn (DS)  
Designed and Installed by Botanica Garden Designs, Wirral

- Stunning premium Yorkstone quarried in the British Isles
- Iconic stone used for the most prestigious British locations such as Trafalgar Square
- Predominantly blue/grey with varying brown bands
- Available in two finishes; a smooth, contemporary Diamond Sawn and Rustic, a lightly flamed surface texture for a more traditional reclaimed stone look



Scoutmoor, Diamond Sawn (DS)  
Designed and Installed by Botanica Garden Designs, Wirral








SCAN PAGE


*An iconic and prestigious stone which has been used in landmark settings throughout the UK*



Scoutmoor,  
Diamond Sawn (DS)



Scoutmoor,  
Rustic (R)

	Sizes mm (nominal)	Length mm	Linear metres per size	m <sup>2</sup> per size	Weight (kg/pack)	m <sup>2</sup> /pack	Finishes	Order Select	Order Select maximum Qty m <sup>2</sup>	 CO <sub>2</sub> per m <sup>2</sup>
18m <sup>2</sup> Project Pack*	600 RL** x 20	300-900	15	9	954	18*	DS, R	✓	9	see website
	400 RL** x 20			6					6	
	200 RL** x 20			3					3	

\*Project Pack contains a minimum of 18m<sup>2</sup> made up from random length pieces (300-900mm) x width.

\*\* RL is abbreviation for Random Length

*For diagrams and important product information, see page 122*

This product comes with specific installation guidelines.  
Please contact our Technical Advisory Team on 0370 411 2233  
or visit our website [www.marshalls.co.uk](http://www.marshalls.co.uk) prior to installation.



# ANTIQUE ALVERNO

Ethically Sourced Indian Stone



Antique Alverno Paving, Silver Birch Multi (SBM). Edged with Drivesett Tegula, Pennant Grey (PG). Walling surround is Marshalls Old Mill Brick, Sunset (SUN)

*Designed and Installed by Jason Clarke Classic Paving, Cheshire*

- A smooth, subtly distressed riven finish, making this stone paving sympathetic to many natural garden landscapes
- Specially processed to achieve the worn feel and softer edges of time worn reclaimed flagstones
- Carefully hand selected for colour to ensure a natural blend throughout your patio



Antique Alverno Paving, Silver Limestone Multi (SLM)  
*Designed and Installed by Jason Clarke Classic Paving, Cheshire*









SCAN PAGE


*Antique premium quality Indian stone has long-lasting, rich natural colour and instantly adds character to any garden*




Antique Alverno,  
Autumn Bronze Multi (ABM)



Antique Alverno,  
Silver Birch Multi (SBM)




Antique Alverno,  
Golden Sand Multi (GSM)



Antique Alverno,  
Silver Limestone Multi (SLM)

	Sizes mm (nominal)	No. item/pack	Weight (kg/each)	Weight (kg/pack)	No. /m <sup>2</sup>	m <sup>2</sup> /pack	Colours	Order Select	Order Select Maximum Qty**	kg CO <sub>2</sub> per m <sup>2</sup>
Antique 15.5m <sup>2</sup> Project Pack	845 x 560 x 22	4	27.1	959	2.1	15.53	ABM, SBM, GSM, SLM	✓	4	see website
	702 x 560 x 22	6	22.5		2.5			✓	6	
	560 x 560 x 22	8	17.9		3.2			✓	8	
	560 x 417 x 22	6	13.4		4.3			✓	6	
	560 x 275 x 22	12	8.8		6.5			✓	12	
	417 x 417 x 22	16	9.9		5.8			✓	16	
	417 x 275 x 22	16	6.6		8.7			✓	16	
	275 x 275 x 22	12	4.3		13.2			✓	12	

\*\*An Order Select quantity cannot exceed the number offered in any Single Project Pack



Antique Paving is tapered,  
always lay the largest face uppermost.

*For diagrams and important product information, see page 122*

This product comes with specific installation guidelines.  
Please contact our Technical Advisory Team on 0370 411 2233  
or visit our website [www.marshalls.co.uk](http://www.marshalls.co.uk) prior to installation.




# RIVEN HARENA

Ethically Sourced Sandstone



Riven Harena Paving and Circle, Golden Sand Multi (GSM).

- This riven finish paving is a superior quality, ethically sourced natural sandstone paving
- Available in three subtle colour blends which have been carefully selected by hand for purity of colour
- The naturally split, riven cleft face and knapped edges add texture and character to your patio making this product suitable for any garden setting



Riven Paving is tapered, always lay the largest face uppermost.



CO<sub>2</sub> per m<sup>2</sup>



MID RANGE






*The natural texture of superior split stone  
and our carefully graded colours reward  
you with an enduringly attractive patio*




SCAN PAGE



Riven Harena,  
Autumn Bronze Multi (ABM)



Riven Harena,  
Silver Birch Multi (SBM)



Riven Harena,  
Golden Sand Multi (GSM)

	Sizes mm (nominal)	No. item/pack	Weight (kg/each)	Weight (kg/pack)	m <sup>2</sup> /pack	Colours	Order Select	CO <sub>2</sub> per m <sup>2</sup>
Full Packs	845 x 560 x 22	35	27.1	982	16.6	ABM, SBM, GSM	✓	see website
	560 x 560 x 22	60	17.9	1111	18.8		✓	
	560 x 275 x 22	120	8.8	1092	18.5		✓	
	275 x 275 x 22	210	4.3	943	15.9		✓	

	Sizes mm (nominal)	No. item/pack	Weight (kg/each)	Weight (kg/pack)	No. / m <sup>2</sup>	m <sup>2</sup> /pack	Colours	Order Select	Order Select Maximum Qty	CO <sub>2</sub> per m <sup>2</sup>
15.2m <sup>2</sup> Project Pack	845 x 560 x 22	12	27.1	941	2.1	ABM, SBM, GSM				see website
	560 x 560 x 22	12	17.9		3.2					
	560 x 417 x 22	12	13.4		4.3					
	560 x 275 x 22	13	8.8		6.5					
	275 x 275 x 22	13	4.3		13.2					

For diagrams and important product information, see page 122

This product comes with specific installation guidelines.  
Please contact our Technical Advisory Team on 0370 411 2233  
or visit our website [www.marshalls.co.uk](http://www.marshalls.co.uk) prior to installation.




# FLAMED NARIAS

Ethically Sourced Sandstone



Flamed Narias Sandstone Paving, Autumn Bronze Multi (ABM)  
Installed by Perfect Paving, Keston

- Boasts a hand flamed surface finish adding subtle character which lends itself to a modern or traditional setting
- Sawn from exceptionally dense and durable sandstone, with a very low porosity, helping to maintain a newer look for longer
- Available in two selected colour shades, both giving an attractive natural blend across your patio



Flamed Narias Sandstone, Silver Birch Multi (SBM), Edged in Drivesett Tegula, Pennant Grey (PG). Sawn Walling, Silver Multi (SM). Steps, Antique Silver Multi (ASM)








*Softly textured stone surface in stylish coursed patterns, which will add elegance to any garden transformation*




SCAN PAGE



Flamed Narias,  
Autumn Bronze Multi (ABM)



Flamed Narias,  
Silver Birch Multi (SBM)

	Sizes mm (nominal)	No. item/pack	Weight (kg/each)	Weight (kg/pack)	No. /m <sup>2</sup>	m <sup>2</sup> /pack	Colours	Order Select	Order Select Maximum Qty**	 CO <sub>2</sub> per m <sup>2</sup>
13.5m <sup>2</sup> Project Pack	775 x 450 x 22	12	19.9	842	2.9	13.50	ABM, SBM	✓	12	see website
	675 x 450 x 22	12	17.4		3.3			✓	12	
	575 x 450 x 22	12	14.8		3.9			✓	12	
	475 x 450 x 22	12	12.2		4.7			✓	12	

\*\*An Order Select quantity cannot exceed the number offered in any Single Project Pack

*For diagrams and important product information, see page 122*

This product comes with specific installation guidelines.  
Please contact our Technical Advisory Team on 0370 411 2233  
or visit our website [www.marshalls.co.uk](http://www.marshalls.co.uk) prior to installation.



# SAWN VERSURO STEPS

Ethically Sourced Sandstone

Sawn Versuro Steps and King Size Sawn Versuro Paving,  
Golden Sand Multi (GSM)  
Designed and Installed by Lucas Construction, Bromley

*Perfect co-ordination and crafted elegance will be encountered with every step you take*




SCAN PAGE

Sawn Versuro Steps,  
Antique Silver Multi (ASM)

Sawn Versuro Steps,  
Golden Sand Multi (GSM)

Sawn Versuro Steps,  
Autumn Bronze Multi (ABM)

- Hand crafted bullnosed step units are a perfect finishing detail when patio levels change
- Each Step Kit comprises 3 pieces with bullnosed front edge and radius corners. Extend the step width by purchasing more central step pieces

	Sizes mm (nominal)	No. item/pack	Weight (kg/each)	Weight (kg/pack)	Colours	Order Select	
10 Step Kit Pack							
Centre Stone	560 x 350 x 50	10	25.5	643	ASM, GSM, ABM	✓**	see website
Corner Radius	350 x 350 x 50	20	15.9				
Centre Stone Pack							
Centre Stone	560 x 350 x 50	30	25.5	799	ASM, GSM, ARM	✓	see website

\*\*Order Select is supplied in 3 Piece Kits (1No. 560 x 350 x 50 & 2 No. 350 x 350 x 50)



For diagrams and important product information, see page 122



# RIVEN HARENA CIRCLES

Ethically Sourced Stone Circles

Riven Harena Circle, Golden Sand Multi (GSM) with coping stones cut to size by Installer


*Beautiful Circles in a naturally split riven finish make a wonderful feature anywhere in the garden*




SCAN PAGE



Riven Harena,  
Autumn Bronze Multi (ABM)



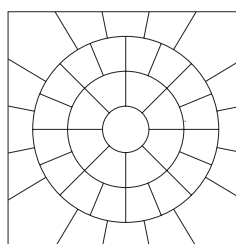
Riven Harena,  
Silver Birch Multi (SBM)



Riven Harena,  
Golden Sand Multi (GSM)

- Marshalls Natural Stone Paving is processed and supplied only by proven ethical sources – see page 4 for more information
- Hand selected for colour to ensure compatibility across your patio
- The 2 Ring Circle pack makes a circle 2.3m in diameter which is increased to 2.84m when a squaring-off kit is added
- Squaring-off Kits are available for 2 Ring Circles in all colours

	No. item/pack	Weight (kg/pack)	Colours	 CO <sub>2</sub> per m <sup>2</sup>
2 Ring Circle Pack (Centre Stone, 1st Ring, 2nd Ring)	25	270	ABM, SBM, GSM	see website
2 Ring Squaring-off Kit	16	260		



Available in the three colours shown.  
For details see diagram on page 122.

This product comes with specific installation guidelines. Please contact our Technical Advisory Team on 0370 411 2233 or visit our website [www.marshalls.co.uk](http://www.marshalls.co.uk) prior to installation.



For diagrams and important product information, see page 122





# SAWN VERSURO BORDERS

Ethically Sourced Sandstone




Sawn Versuro Borders, Caramel Cream Multi (CCM). Drivesys Split Stone Driveway, Basalt (B) and inset border of Riven Harena, Golden Sand Multi (GSM)  
Designed and Installed by Tottington Landscaping Co, Heywood, Lancs

Add completeness to your garden or pathway transformation with stunning borders in Sawn, Riven or Antique finishes




SCAN PAGE




Sawn Versuro Borders,  
Caramel Cream Multi (CCM)



Sawn Versuro Borders,  
Autumn Bronze Multi (ABM)



Sawn Versuro Borders,  
Antique Silver Multi (ASM)



Sawn Versuro Borders,  
Golden Sand Multi (GSM)

- Striking Sawn Border with a smooth finish that gives a chic, modern look to your garden space
- Carefully selected for colour and precision sawn to ensure speed and accuracy during installation as well as a clean, sleek finish
- Available in four colours to match or contrast your patio paving choice

	Size mm (nominal)	No. item/back	Weight (kg/each)	Weight (kg/back)	Colours	Order Select	kg CO <sub>2</sub> per m <sup>2</sup>
Sawn Border	845 x 150 x 50	20	16.5	365	CCM, ABM, ASM, GSM	✓	see website



CO<sub>2</sub> per m<sup>2</sup>



PREMIUM



Marshall's



by Marshall's

This product comes with specific installation guidelines. Please contact our Technical Advisory Team on 0370 411 2233 or visit our website [www.marshalls.co.uk](http://www.marshalls.co.uk) prior to installation.

For diagrams and important product information, see page 122



# RIVEN & ANTIQUE BORDERS

Ethically Sourced Sandstone



Riven Borders, Autumn Bronze Multi (ABM).  
Indian Sandstone Paving, Sand Multi (SM)



SCAN PAGE



Antique,  
Silver Limestone Multi (SLM)



Riven & Antique,  
Silver Birch Multi (SBM)



Riven & Antique,  
Autumn Bronze Multi (ABM)



Riven & Antique,  
Golden Sand Multi (GSM)

- Stunning hand fettled border to create that perfect finishing touch to your patio installation
- Hand selected from the finest Quartzitic Sandstone, ensuring long lasting quality and good looks
- Available in colours and finishes to match or contrast your patio paving choice

	Sizes mm (nominal)	No. item/ pack	Weight (kg/each)	Weight (kg/ pack)	Colours	Order Select	kg CO <sub>2</sub> per m
Antique Border	845 x 150 x 50	20	16.5	365	SLM, SBM, ABM, GSM	✓	see website
Riven Border	845 x 150 x 50	20	16.5	365	SBM, ABM, GSM		



This product comes with specific installation guidelines.  
Please contact our Technical Advisory Team on 0370 411 2233  
or visit our website [www.marshalls.co.uk](http://www.marshalls.co.uk) prior to installation.





# LIMESTONE ALURI

Ethically Sourced Limestone



Limestone Aluri Paving, Rustic Ochre Multi (ROM)

*Rustic Ochre and Charcoal Limestone have a lighter riven surface texture*

- Limestone Aluri is a distinguished and durable range of natural stone, which suits a wide variety of property types
- The natural characteristics and veining within Limestone create a stunning and unique patio installation
- Limestone Aluri is available in a range of sizes to create linear or random patterns



Fairstone Limestone Paving, Rustic Ochre Multi (ROM)



CO<sub>2</sub> per m<sup>2</sup>



MID RANGE



Marshall's



by Marshall's






Limestone Aluri Paving, Sapphire Storm (SS).  
Edged with Drivesett Kerb, Pennant Grey (PG),  
Setts Sawn & Tumbled, Silver Birch (SB)

*Sapphire Storm has a smooth  
sawn and tumbled texture which  
adds prestige to any setting*




SCAN PAGE




Limestone Aluri,  
Charcoal (CL)




Limestone Aluri,  
Rustic Ochre Multi (ROM)



Limestone Aluri,  
Sapphire Storm (SS)

	Sizes mm (nominal)	No. item/back	Weight (kg/each)	Full pk weight (kg/back)	No. /m <sup>2</sup>	m <sup>2</sup> per FP	Colours	Order Select	
Full Packs	845 x 560 x 22	35	28.1	1019	2.1	16.56	CL	✓	see website
	560 x 560 x 22	60	18.6	1153	3.2	18.82			
	560 x 275 x 22	120	8.8	1133	6.5	18.48			
	275 x 275 x 25	210	4.3	978	13.2	15.90			

	Sizes mm (nominal)	No. item/back	Weight (kg/each)	Project pack weight kg	No. /m <sup>2</sup>	m <sup>2</sup> per FP	Colours	Order Select**	
11.3m <sup>2</sup> Project Pack	845 x 560 x 22/25*	9	31.9	824	2.1	11.25	CL ROM SS	✓**	see website
	560 x 560 x 22/25*	8	21.2		3.2				
	560 x 417 x 22/25*	10	15.8		4.3				
	560 x 275 x 22/25*	10	10.0		6.5				
	275 x 275 x 22/25*	8	4.9		13.2				

\*Please note, Charcoal Limestone is calibrated to 22mm thickness & Sapphire Storm & Rustic Ochre Multi are Calibrated to 25mm

\*\*An Order Select quantity in 560 x 417 cannot not exceed the number offered in any single Project Pack.

This product comes with specific installation guidelines.  
Please contact our Technical Advisory Team on 0370 411 2233  
or visit our website [www.marshalls.co.uk](http://www.marshalls.co.uk) prior to installation.

*For diagrams and important product information, see page 122*

Due to the natural properties of Charcoal Limestone, product may fade and weather over time



# LAZARO MARBLE NEW

Premium Grade Marble



Lazaro Marble Paving, Pearl (P)

- A luxurious marble paving that will add a timeless beauty to properties of any style
- Delicate veining and white mottling add to the charm of the Lazaro Marble range
- Project pack contains four generous paving sizes, each sawn on six sides with a gently tumbled finish



Lazaro Marble, Shell (SH)



CO<sub>2</sub> per m<sup>2</sup>



PREMIUM






*Bring a touch of sunshine to any stylish British garden with this iconic mediterranean stone*




SCAN PAGE



Lazaro Marble,  
Pearl (P)



Lazaro Marble,  
Shell (SH)

	Sizes mm (nominal)	No. item/pack	Weight (kg/each)	Weight (kg/pack)	No. /m <sup>2</sup>	m <sup>2</sup> /pack	Colours	Order Select	Order Select maximum Qty m <sup>2</sup>	 CO <sub>2</sub> per m <sup>2</sup>
12.3m <sup>2</sup> Project Pack	400 x 700 x 30	14	23.1	1053	3.6	12.32	P, SH	✓	14	see website
	400 x 600 x 30	14	19.8		4.2					
	400 x 500 x 30	14	16.5		5.0					
	400 x 400 x 30	14	13.2		6.3					

Please note, when installing any natural stone product around a swimming pool or water feature, jointing should be carried out using a waterproof grout

*For diagrams and important product information, see page 123*

This product comes with specific installation guidelines. Please contact our Technical Advisory Team on 0370 411 2233 or visit our website [www.marshalls.co.uk](http://www.marshalls.co.uk) prior to installation.



# GRANITE ECLIPSE®

Premium Natural Granite




Eclipse Granite Paving, Light (EL), linear bands of Eclipse Granite, Dark (ED). Walling surround in Argent Walling, Light (LT) with Argent Coping, Light (LT)

*Designed and Installed by Habitat Landscapes Ltd, Bedford*


- Granite Eclipse has a lightly flamed surface texture, offering a stylish and modern patio product with excellent non-slip properties
- Create a truly bespoke look through blending the three different paving sizes with the 800 x 200 linear plank option
- Granite Eclipse comes in three co-ordinating contemporary colours with complementary setts available



Granite Eclipse, Light (EL)



Granite Eclipse, Dark (ED)



Granite Eclipse, Graphite (GR)



CO<sub>2</sub> per m<sup>2</sup>




MID RANGE






SCAN PAGE


*Impressive precision and consistent looks are easy to achieve with our fine surfaced granites and their weather beating properties*




Granite Eclipse,  
Light (EL)




Granite Eclipse,  
Dark (ED)



Granite Eclipse,  
Graphite (GR)

	Sizes mm (nominal)	No. item/pack	Weight (kg/each)	Weight (kg/pack)	No. /m <sup>2</sup>	m <sup>2</sup> /pack	Colours	Order Select	
Full Packs	800 x 200 x 25	30	10.8	359	6.3	4.8	EL, ED, GR	✓	see website
	600 x 600 x 25	50	24.3	1238	2.8	18.0		✓	
	600 x 297 x 25	100	12.0	1225	5.6	17.8		✓	
	297 x 297 x 25	100	6.0	595	11.3	8.8		✓	

	Sizes mm (nominal)	No. item/pack	Weight (kg/each)	Weight (kg/pack)	No. /m <sup>2</sup>	m <sup>2</sup> /pack	Colours	
17.9m <sup>2</sup> Project Pack	600 x 600 x 25	24	24.3	1229	2.8	17.88	EL, ED, GR	see website
	600 x 297 x 25	35	12.0		5.6			
	297 x 297 x 25	34	6.0		11.3			

For diagrams and important product information, see page 123

This product comes with specific installation guidelines.  
Please contact our Technical Advisory Team on 0370 411 2233  
or visit our website [www.marshalls.co.uk](http://www.marshalls.co.uk) prior to installation.



# GRANITE ECLIPSE®

Ethically Sourced Granite



Granite Eclipse Paving, Terra (TE), edged with Granite Eclipse, Graphite (GR)

*Impressive precision and consistent looks are easy to achieve with our fine surfaced granites and their weather beating properties*

- Corona & Terra have a lightly flamed and clear blasted finish giving excellent non-slip properties whilst deeply enhancing the natural colour and beauty of the stone
- Corona is a warm buff to golden colour with the occasional black fleck whilst Terra is rich mocha coloured granite suitable for both traditional and modern settings
- Hand selected for beautiful consistent colours to ensure compatibility with a premium look
- Available in four popular sizes that help to create truly individual designs



Granite Eclipse, Terra (TE)



Granite Eclipse, Corona (CO)



CO<sub>2</sub> per m<sup>2</sup>











SCAN PAGE

Granite Eclipse Paving, Corona (CO)

Granite Eclipse,  
Terra (TE)Granite Eclipse,  
Corona (CO)

	Sizes mm (nominal)	No. item/pack	Weight (kg/each)	Weight (kg/pack)	No. /m <sup>2</sup>	m <sup>2</sup> /pack	Colours	Order Select	
Full Packs	800 x 200 x 25	30	10.8	359	6.3	4.8	TE, CO	✓	see website
	600 x 600 x 25	50	24.3	1238	2.8	18.0		✓	
	600 x 297 x 25	100	12.0	1225	5.6	17.8		✓	
	297 x 297 x 25	100	6.0	595	11.3	8.8		✓	

	Sizes mm (nominal)	No. item/pack	Weight (kg/each)	Weight (kg/pack)	No. /m <sup>2</sup>	m <sup>2</sup> /pack	Colours	
17.9m <sup>2</sup> Project Pack	600 x 600 x 25	24	24.3	1229	2.8	17.88	TE, CO	see website
	600 x 297 x 25	35	12.0		5.6			
	297 x 297 x 25	34	6.0		11.3			

For diagrams and important product information, see page 123

This product comes with specific installation guidelines.  
Please contact our Technical Advisory Team on 0370 411 2233  
or visit our website [www.marshalls.co.uk](http://www.marshalls.co.uk) prior to installation.



# CASARTA SLATE

Premium Grade Slate



Casarta Slate Paving, Silver Grey (SG), Sawn Walling, Silver Multi (SM), Coping is Sawn Versuro Paving, Antique Silver Multi (ASM)

- A beautiful larger format, high quality slate from Brazil which imparts a clean contemporary feel
- Naturally split and hand selected for a smooth, gently riven surface
- Three larger sizes which can be laid together in a random pattern or singularly for an ultra modern look
- Carefully hand selected for colour to ensure a natural blend throughout your patio



Casarta Slate Paving, Silver Grey (SG). Edged with Sawn & Tumbled Setts, Silver Birch (SB)








SCAN PAGE


*Stylish oversized slate, with a smooth lightly riven surface which blends seamlessly with any environment*



Casarta Slate,  
Silver Grey (SG)



Casarta Slate,  
Black (B)

	Sizes mm (nominal)	No. item/pack	Weight (kg/each)	Weight (kg/pack)	No. /m <sup>2</sup>	m <sup>2</sup> /pack	Colours	Order Select	
Full Packs	800 x 800 x 20	25	34.6	899	1.6	16.0	SG, B	✓	see website
	800 x 395 x 20	50	21.3	889	3.2	15.8			
	395 x 395 x 20	100	8.6	878	6.4	15.6			
17.8m <sup>2</sup> Project Pack	600 x 600 x 20	24*	19.4		2.8		B	✓*	
	600 x 295 x 20	35*	9.6	1031	5.6	17.79			
	295 x 295 x 20	34*	4.7		11.5				

\* Order Select Maximum

*For diagrams and important product information, see page 123*

This product comes with specific installation guidelines. Please contact our Technical Advisory Team on 0370 411 2233 or visit our website [www.marshalls.co.uk](http://www.marshalls.co.uk) prior to installation.



# NATURAL SLATE

Ethically Sourced Slate



Natural Slate Paving, Midnight Blue (MB).  
Water feature clad in Stoneface Walling, Copper Slate  
*Designed and Installed by Genesis Construction & Landscaping,  
Bury St Edmunds*

- Ethically sourced, high quality slate, Midnight Blue offers a rich and vibrant patio option
- An excellent and economic alternative to British slate
- Hand split for a smoother, lightly riven surface
- Carefully colour selected to a tight tolerance



Natural Slate, Midnight Blue (MB) used for Paving, Wall Cladding, Copings and Steps. Decorative Aggregate, Black Polished Pebbles  
*Designed and Installed by Shore Landscapes, West Sussex*








SCAN PAGE

*Natural Slate's versatility, durability and bold colour make it an extremely popular choice for traditional or contemporary settings*

Slate,  
Midnight Blue (MB)

	Sizes mm (nominal)	No. item/pack	Weight (kg/each)	Weight (kg/pack)	No. /m <sup>2</sup>	m <sup>2</sup> /pack	Colours	Order Select	
Full Packs	600 x 600 x 20	50	19.4	1007	2.78	18	MB	✓	see website
	600 x 295 x 20	100	9.7	1007	5.61	17.8		✓	
	295 x 295 x 20	100	4.9	521	11.34	8.8		✓	
17.8m <sup>2</sup> Project Pack	600 x 600 x 20	24	19.4		2.78		MB		
	600 x 295 x 20	35	9.7	1007	5.61	17.8			
	295 x 295 x 20	34	4.9		11.34				

*For diagrams and important product information, see page 123*

This product comes with specific installation guidelines.  
Please contact our Technical Advisory Team on 0370 411 2233  
or visit our website [www.marshalls.co.uk](http://www.marshalls.co.uk) prior to installation.



# SYMPHONY™

## Vitrified Paving



SYMPHONY, Barley (SBY)

*Designed and Installed by Cotswold Paving & Landscaping, Gloucester*

- SYMPHONY by Marshalls is a new range of high performance paving combining class-leading strength and technical prowess
- SYMPHONY is a vitrified paving material, meaning that it absorbs little or no moisture, offering few opportunities for moss and algae to grow
- Minimal maintenance compared to alternatives
- Available in a range of authentic colours and textures
- SYMPHONY paving promotes a stylish and contemporary appearance that will appeal to homeowners of all property types
- The appropriate quantity of jointing compound (buff or grey) is provided with every pack, saving time and money



CO<sub>2</sub> per m<sup>2</sup>




SYMPHONY, Buff (SB)



*Super strong, high performance  
precision-cut paving that needs  
minimum maintenance*



SCAN PAGE



SYMPHONY,  
Barley (SBY)

SYMPHONY,  
Buff (SB)

SYMPHONY,  
Rustic (SR)

SYMPHONY,  
Copper (SC)

SYMPHONY,  
Grey (SG)

SYMPHONY,  
Blue (SBL)

SYMPHONY,  
Blauw (SBW)

SYMPHONY,  
Basalt (SBT)

SYMPHONY,  
Dark (SD)

Vitrified Paving	Sizes mm (actual)	Quantity (per pack)	m <sup>2</sup> /pack (per pack)	Weight (kg/pack)	Colours	Order Select
Single Size Pack	595 x 595 x 20	64	23.04	1040	SBY SB SR SC SG SBL SBW SBT SD	✓
	395 x 795 x 20	48	15.36	679	SBY SB SR SG SD	
	1192 x 595 x 20	26	18.72	878	SBW SBT SC SBL	

Jointing compound is included with every pack

This product comes with specific installation guidelines.  
Please contact our Technical Advisory Team on 0370 411 2233  
or visit our website [www.marshalls.co.uk](http://www.marshalls.co.uk) prior to installation.

*For diagrams and important product information, see page 123*

Project Pack	Sizes mm (actual)	Quantity (per pack)	m <sup>2</sup> /pack (per pack)	Weight (kg/pack)	Colours
Beta	395 x 395 x 20	15	16.06	725	SBT SB SR SG
	395 x 795 x 20	15			
	795 x 795 x 20	14			
Delta	395 x 195 x 20	18	15.68	708	SBY SD
	395 x 395 x 20	18			
	395 x 595 x 20	18			
	395 x 795 x 20	22			
Sigma	295 x 295 x 20	19	16.89	762	SBW SC SBL
	295 x 595 x 20	9			
	595 x 595 x 20	18			
	595 x 895 x 20	13			





# SYMPHONY™

NEW

Vitrified Paving



SYMPHONY, Dark (SD)


Designed and Installed by Garden TLC, Oldham

*New low maintenance paving range.  
Lightweight yet very strong, this paving  
looks great indoors and outside*

- SYMPHONY by Marshalls is a new range of high performance paving combining class-leading strength and technical prowess
- SYMPHONY is a vitrified paving material, meaning that it absorbs little or no moisture, offering few opportunities for moss and algae to grow
- Minimal maintenance compared to alternatives
- Available in a range of authentic colours and textures
- SYMPHONY paving promotes a stylish and contemporary appearance that will appeal to homeowners of all property types
- The appropriate quantity of jointing compound (buff or grey) is provided with every pack, saving time and money



CO<sub>2</sub> per m<sup>2</sup>



SYMPHONY, Basalt (SBT)






SCAN PAGE

SYMPHONY, Grey (SG)

Designed and Installed by Milner Landscapes &amp; Construction, Birmingham

SYMPHONY,  
Barley (SBY)SYMPHONY,  
Buff (SB)SYMPHONY,  
Rustic (SR)SYMPHONY,  
Copper (SC)SYMPHONY,  
Grey (SG)SYMPHONY,  
Blue (SBL)SYMPHONY,  
Blauw (SBW)SYMPHONY,  
Basalt (SBT)SYMPHONY,  
Dark (SD)

Vitrified Paving	Sizes mm (actual)	Quantity (per pack)	m <sup>2</sup> /pack (per pack)	Weight (kg/pack)	Colours	Order Select
Single Size Pack	595 x 595 x 20	64	23.04	1040	SBY SB SR SC SG SBL SBW SBT SD	✓
	395 x 795 x 20	48	15.36	679	SBY SB SR SG SD	
	1192 x 595 x 20	26	18.72	878	SBW SBT SC SBL	

Jointing compound is included with every pack

This product comes with specific installation guidelines. Please contact our Technical Advisory Team on 0370 411 2233 or visit our website [www.marshalls.co.uk](http://www.marshalls.co.uk) prior to installation.

For diagrams and important product information, see page 123

Project Pack	Sizes mm (actual)	Quantity (per pack)	m <sup>2</sup> /pack (per pack)	Weight (kg/pack)	Colours
Beta	395 x 395 x 20	15	16.06	725	SBT SB SR SG
	395 x 795 x 20	15			
	795 x 795 x 20	14			
Delta	395 x 195 x 20	18	15.68	708	SBY SD
	395 x 395 x 20	18			
	395 x 595 x 20	18			
	395 x 795 x 20	22			
Sigma	295 x 295 x 20	19	16.89	762	SBW SC SBL
	295 x 595 x 20	9			
	595 x 595 x 20	18			
	595 x 895 x 20	13			





# SYMPHONY™

NEW

## Vitrified Plank Paving



SYMPHONY, Birch (SBI), with SYMPHONY, Blauw (SBW)

- Introduce a new design texture and added interest to your project with SYMPHONY Cherry and Birch
- Perfectly recreates the colour and texture of wood
- All the attractive advantages of wood with no warping or degradation
- Combine SYMPHONY Birch or Cherry with other paving materials to create new design possibilities
- The appropriate quantity of jointing compound (buff or grey) is provided with every pack, saving time and money



SYMPHONY, Cherry (SCH)



CO<sub>2</sub> per m<sup>2</sup>




PREMIUM





SCAN PAGE

*New low maintenance paving range  
perfectly recreating the colours and texture  
of wood planks*



SYMPHONY,  
Cherry (SCH)



SYMPHONY,  
Birch (SBI)

Vitrified Paving	Sizes mm (actual)	Quantity (per pack)	m <sup>2</sup> /pack (per pack)	Weight (kg/pack)	Colours
Single Size Pack	295 x 1192 x 20	48	17.28	995	SCH, SBI

Jointing compound is included with every pack

For diagrams and important product information, see page 123



# PAVESYS® PATENTED PAVING SYSTEM



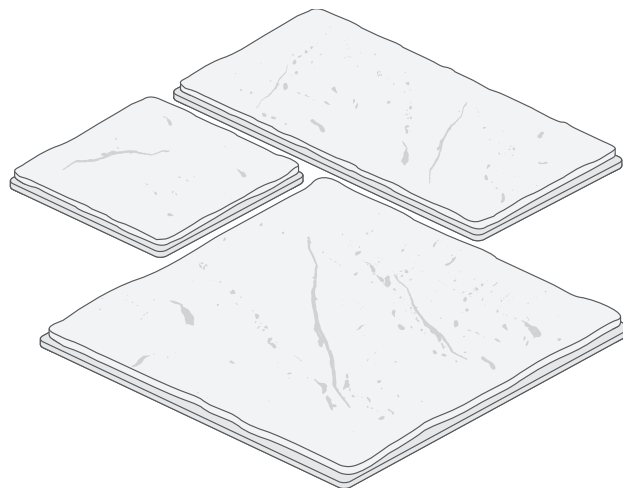
Pavesys Paving, York Blend (YB),  
bordered with Drivesys Original Cobble, Basalt (B)

*Innovative flexible Paving  
System engineered to give  
great looks, faster*



SCAN PAGE

- Pavesys is a patented paving system from Marshalls, designed to be quicker and easier to install
- An innovative paving system featuring the most popular Marshalls riven profiles
- Every unit has been created from intricately designed, fully patented masters
- The newly developed colours make Pavesys the perfect replica riven stone paving solution



Marshalls unique patented flag design is key to the Pavesys System



CO<sub>2</sub> per m<sup>2</sup>




MID RANGE



# How It Works

In half the time of a typical installation



1  
INSTALL YOUR CHOICE OF EDGE RESTRAINT AROUND THE PERIMETER OF THE PATIO ON A FULL MORTAR BED AND HAUNCHED



2  
PREPARE THE GROUND AS NORMAL WITH COMPACTED HARDWARE, ACHIEVING LEVELS AND DRAINAGE AS REQUIRED



3  
SCREED OUT A MAXIMUM 30MM COMPACTED SHARP SAND SCREED TO THE REQUIRED LEVELS



4  
INSTALL THE ENGINEERED PAVESYS FLAGS TO YOUR DESIRED LAYING PATTERN



5  
ENSURE A SOLID CONNECTION IS MADE WHEN BUTTING UP THE FLAGS TO ENSURE YOU ACHIEVE A PERFECT UNIFORM JOINT



6  
FOLLOWING THE INSTRUCTIONS ON THE TUB, FILL THE JOINTS WITH MARSHALLS WEATHERPOINT® 365



7  
IT'S AS SIMPLE AS THAT. A BEAUTIFUL NEW PATIO IN UP TO HALF THE TIME OF A TYPICAL INSTALL

For more information on Pavesys®, please visit our product information page at [www.marshalls.co.uk/pavesys](http://www.marshalls.co.uk/pavesys)

Scan this page to see the video

Pavesys flags can also be installed through conventional methods, using a full mortar bed and Weatherpoint® 365 jointing after waiting 24 hours.

**Designed by Marshalls own in-house team, the combination of a patented engineered design and the innovative installation process can reduce laying times by up to half, when laid on a sand screed bed. A feature which is fast making Pavesys a popular paving choice.**

- Prepare the ground as shown above
- With self spacing joints, laying the flags is effortless and fail safe
- The result is uniform joints and unbeatable visual consistency

*Pavesys is an integrated, rigorously tested system and it is important to use only the recommended materials and correct installation method described in order to qualify for The Marshalls Guarantee.*



# PAVESYS® PATENTED PAVING SYSTEM



Pavesys Heritage Paving, Grey Green (GG) bordered with Drivesys Riven Stone Basalt (B) and edged with Drivesett Argent Edging, Dark (D)

- Available in three vibrant and rejuvenated colours, Pavesys Heritage will complement and enhance any garden space
- Pavesys Heritage recreates the ever popular appeal of traditional British riven sandstone
- Pavesys units are engineered to be quicker and easier to install with automatically generated joints when laid on sand screed
- Pavesys Heritage has been specifically designed to create a natural stone look with realistic stone tones
- Pavesys can be installed conventionally using a full mortar bed, but for speed of installation use the innovative Pavesys method outline on page 63
- Every pack of Pavesys now comes with the correct amount of WeatherPoint 365 jointing compound



CO<sub>2</sub> per m<sup>2</sup>



MID RANGE



Pavesys Circle with Squaring-off Kit, Grey Green (GG). Edging, Drivesett Argent, Light (L)





*A new innovative paving system,  
increasing installation flexibility*




SCAN PAGE




Pavesys Heritage,  
York Blend (YB)



Pavesys Heritage,  
Wharfe Grey (WG)



Pavesys Heritage,  
Grey Green (GG)

Pavesys Heritage	Sizes mm (nominal)	No. item/pack	Weight (kg/each)	Weight (kg/pack)	No. /m <sup>2</sup>	m <sup>2</sup> /pack	Colours	
Full Packs	600 x 600 x 38	24	31.27	751	2.7	8.64	YB, WG, GG	see website
	600 x 300 x 38	48	15.63	751	5.5	8.64		
	300 x 300 x 38	48	8	384	11.1	4.32		
	450 x 450 x 38	48	17.7	849	4.9	9.72		
5m2 Project Pack	600 x 600 x 38	8	31.27	440	N/A	5	YB, WG, GG	see website
	600 x 300 x 38	10	15.63					
	300 x 300 x 38	4	8					
2 Ring Circle Kit	2440	25		364			YB, WG, GG	
Squaring-off Kit	2700	16		194			YB, WG, GG	

*This paving has a protective transport and installation coating applied during manufacture. The coating will matte over time but will help to maintain the paving's attractive appearance*

*Pavesys is an integrated, rigorously tested system and it is important to use only the recommended materials and correct installation methods described in order to qualify for The Marshalls Guarantee.*

*For diagrams and important product information, see page 123*



# COACH HOUSE®


## Paving & Circles

Coach House Paving, Heathland (HL), edging in Drivesett Tegula, Traditional (TR)



SCAN PAGE

- Cast from genuine reclaimed Yorkstone flagstones for a pre-aged, smoother weathered look
- Hand crafted moulds in six different face profiles provide a wealth of choice for a reclaimed stone-look patio of any size
- This paving has a protective transport and installation coating applied during manufacture. The coating will matte over time but will help to maintain the paving's attractive appearance

	Sizes mm (nominal)	No. item/pack	Weight (kg/each)	Weight (kg/pack)	No. /m <sup>2</sup>	m <sup>2</sup> /pack	Colours	Order Select	Order Select Maximum Qty	
Single Size Pack										
Each size shown is a full pack	900 x 600 x 35	22	44	968	1.8	11.9	P, C, HL	✓		see website
	600 x 600 x35	22	27	594	2.8	7.9				
	600 x 300 x 35	44	13	589	5.5	7.9				
	300 x 300 x 35	44	7	286	11.1	4.0				
4 Size Project Pack										
Project Pack B 9.7m <sup>2</sup>	900 x 600 x 35	6	41	749		9.7	P, C, HL			see website
	600 x 600 x35	12	26							
	600 x 300 x 35	6	13							
	300 x 300 x 35	12	7							
7 Size Project Pack										
Project Pack A 10.9m <sup>2</sup>	900 x 600 x 35	6	41	854		10.9	P, C, HL	✓		N/A
	600 x 600 x 35	6	26							N/A
	600 x 450 x 35	6	22							6
	600 x 300 x 35	9	13							N/A
	450 x 450 x 35	6	15							6
	450 x 300 x 35	4	10							4
	300 x 300 x 35	6	7							N/A



CO<sub>2</sub> per m²



MID RANGE





SCAN PAGE

Coach House Paving and Circle with Squaring-off Kit, Cotswold (C).  
Decorative Aggregate, Cotswold Chippings




Coach House,  
Pennant (P)



Coach House,  
Cotswold (C)



Coach House,  
Heathland (HL)

	Sizes mm (nominal)	No. item/pack	Weight (kg/each)	Weight (kg/pack)	Colours	Order Select	
2 Ring Circle Kit							
Centre Stone	600 dia x 35	1	21	314	P, C, HL	✓	see website
1st Ring	450 x 230/ 560 x 45	8	14				
2nd Ring	450 x 300/ 460 x 45	16	14				
3rd Ring Extension – Add 3rd Ring to 2 Ring Circle Kit (above) to create a 3 Ring Circle							
3rd Ring	450 x 474/ 650 x 45	16	19.5	312	P,C,HL	✓	see website

- Create a focal point using a Coach House Circle, whatever colour patio you choose
- 2 Ring Circle, Squaring-off Kits and 3rd ring extension available



# WOODSTONE®

Range



Woodstone Sleepers and Posts, Dark Brown (DB).  
Decorative Aggregates, Blue Slate Chippings and Atlantic Cobbles

*The colour, texture and appearance of timber  
combined with the durability of concrete*

- Realistic looking wood sleepers and posts, with the aesthetic advantages of wood plus the strength and durability of concrete
- Less maintenance and no wood preservatives are required
- Complete Planter Kits are easy to assemble with no wastage. See details on page 123

Woodstone Posts



Post, Dark Brown (DB)




Post, Light Buff (LB)

For details see diagram on page 123






Woodstone Decking, Light Oak (LO)





Woodstone Planter using intermediate and return posts, Light Buff (LB)



SCAN PAGE

Woodstone Sleeper and Post,  
Light Buff (LB)Woodstone Sleeper and Post,  
Dark Brown (DB)Woodstone Decking,  
Light Oak (LO)

	Sizes mm (nominal)	No. item/pack	Weight (kg/each)	Weight (kg/pack)	Colours	
Woodstone Planter Kits						
1 Metre Kit	Sleeper 800 x 200 x 40	8	13	224	LB, DB	see website
	Return 600 x 150 x 150	4	28			
2 Metre Kit	Sleeper 800 x 200 x 40	12	13	336		
	Return 600 x 150 x 150	4	28			
	Intermediate 600 x 150 x 150	2	28			

	Sizes mm (nominal)	No. item/pack	Weight (kg/each)	Weight (kg/pack)	No. m²	m²/pack	Colours	Order Select	
<b>Woodstone Decking</b>									
	456 x 456 x 38	22	19	418	4.8	4.6	LO	✓	
<b>Woodstone Range</b>									
Sleepers	800 x 200 x 40	24	13	336	6.3	3.8	LB, DB	✓	see website
	600 x 200 x 40	24	10	240	8.3	2.9		✓	
	200 x 200 x 40	26	3.5	85	25	1.0		✓	
Intermediate and Return Posts	600 x 150 x 150	8	28	228				✓	

For diagrams and important product information, see page 123



# WILDWOOD®

## Paving



Wildwood Paving, Pine (P). Edging Block is Drivesett Tegula, Pennant Grey (PG).  
Designed and Installed by Paving Creations, Mirfield

- Wildwood Paving is a quality, yet affordable, paving that adds a trendsetting style to any home
- There are three natural shades, each with beautiful, coloured stones that set this paving apart from the ordinary
- The paving is 'brushed' to give it a lightly polished terrazzo look and expose the embedded stone. The resulting soft surface texture is very pleasant underfoot and does not compromise the product's excellent anti-slip performance
- New Wildwood Walling has been introduced to complement this paving, see pages 104 -105



Wildwood Paving, Pine (P)



CO<sub>2</sub> per m<sup>2</sup>



MID RANGE






*The soft texture and attractive colour of the exposed aggregates are both distinctive and extraordinarily hardwearing*




SCAN PAGE




Wildwood Paving,  
Sycamore (S)



Wildwood Paving,  
Oak (O)



Wildwood Paving,  
Pine (P)

	Sizes mm (nominal)	No. item/pack	Weight (kg/each)	Weight (kg/pack)	No. /m <sup>2</sup>	m <sup>2</sup> /pack	Colours	Order Select	
Paving	450 x 600 x 35	30	23	680	3.7	8.1	S, O, P	✓	see website
	450 x 450 x 35	60	17	1015	4.9	12.15		✓	
	450 x 300 x 35	60	11	680	7.4	8.1		✓	

For diagrams and important product information, see page 123



# HERITAGE® PAVING

Paving



Heritage Paving and Coping, Yorkstone (Y), Drivesett Tegula Walling, Cotswold (C), Paving edged with Drivesett Tegula, Traditional (TR)  
Designed and Installed by All Seasons Landscapes, Stockton-on-Tees

*Famous for its natural riven look and in a choice of colours that can beautifully complement any house or garden*

- Heritage is a trusted favourite with customers throughout Britain
- The Heritage family offers a huge choice of colours, sizes and matching accessories
- This traditional riven sandstone look is cast from split stone flags with mason fettled edges
- Heritage is so versatile, it looks great with other Marshalls paving, walling and driveway products



Heritage Asymmetrical Stepping Stones, Calder Brown (CB)



CO<sub>2</sub> per m<sup>2</sup>





MID RANGE






SCAN PAGE

Heritage Paving,  
Calder Brown (CB)Heritage Paving,  
Yorkstone (Y)Heritage Paving,  
Old Yorkstone (OY)Heritage Paving,  
Weathered Yorkstone (WYS)

	Sizes mm (nominal)	No. item/ pack	Weight (kg/each)	Weight (kg/ pack)	No. /m <sup>2</sup>	m <sup>2</sup> / pack	Colours	Order Select	
Paving	600 x 600 x 38	22	31	688	2.8	7.9	CB, Y, OY, WYS	✓	see website
	600 x 450 x 38	22	24	528	3.7	5.9			
	600 x 300 x 38	44	15	680	5.6	7.9			
	450 x 450 x 38	44	18	779	4.9	8.9			
	450 x 300 x 38	44	12	528	7.4	5.8			
	300 x 300 x 38	44	8	352	11.1	4.0			


	Sizes mm (nominal)	No. item/ pack	Weight (kg/each)	Weight (kg/ pack)	Colours	Order Select	
Heritage Stepping Stones							
Circular	380 dia x 38	24	9.7	224	CB, Y, OY	✓	see website
Asymmetrical	560 x 420 x 38	22	16	393	CB, Y		




# HERITAGE® CIRCLE

Paving

Heritage Circle with Bonding-in Kit, Yorkstone (Y)  
Drivesett Tegula Walling, Cotswold (C)

	Sizes mm (nominal)	No. item/pack	Weight (kg/each)	Weight (kg/pack)	Colours	Order Select	No. /circle	
<b>Circles</b>								
2 Ring Circle Pack	Centre Stone, 1st ring & 2nd ring	25	N/A	387	CB, Y, OY, WYS	✓		see website
3rd Ring	450 x 474/ 650 x 38	16	19	318			16	

	Sizes mm (nominal)	No. item/pack	Weight (kg/each)	Weight (kg/pack)	Colours	Order Select	No. /circle	
2 Ring Squaring-off Kits								
Corner Section	600 x 400 x 38	16	34	240	CB, Y, OY, WYS	✓	4	see website
LH Section	450 x 400/ 180 x 38		11			✓		
RH Section	450 x 400/ 180 x 38		11			✓		
Centre Section	590 x 180 x 38		8			✓		
Bonding-in Kit								
2 Ring LH Section	600 x 425/ 270 x 38	12		218	CB, Y, OY, WYS	✓		see website
2 Ring Centre Section	600 x 600 x 38							
2 Ring RH Section	425/270 x 600 x 38							






SCAN PAGE

*A Heritage Circle is the classic feature to add when planning a perfect patio*




Heritage,  
Calder Brown (CB)



Heritage,  
Yorkstone (Y)



Heritage,  
Old Yorkstone (OY)



Heritage,  
Weathered Yorkstone (WYS)



# ARGENT®

## Paving



Argent Paving, Smooth Dark (DK) and Smooth Light (LT). Walling, Marshalite, Rustic Finish, Ash Multi (AM). Coping, cut on site, Argent Coarse, Dark (DK)  
Designed & Installed by Darren Smith Award Winning Driveways and Patios, Louth

- The ultimate in contemporary cool, Argent is an attractive modern blend of British granite aggregates available in two finishes and two colours
- There are matching walling, setts, palisades and an ornamental water feature available for perfectly co-ordinated designs
- Contemporary edging styles are available to add neat borders to Argent Paving (see p.118)
- Two sizes, two colours and two textures provide a host of geometric patio patterns, textures and designs




CO<sub>2</sub> per m<sup>2</sup>



MID RANGE

## ARGENT AQUA



Argent Walling, Dark (DK),  
Argent Coping, Light (LT) with Argent Aqua Water Feature






SCAN PAGE


*You will be surprised and delighted by the sparkle that British granite lends to Argent Paving, making for a very sophisticated patio*




Argent,  
Coarse Light (LT)




Argent,  
Smooth Light (LT)



Argent,  
Coarse Dark (DK)



Argent,  
Smooth Dark (DK)

	Sizes mm (nominal)	No. item/pack	Weight (kg/each)	Weight (kg/pack)	No. /m <sup>2</sup>	m <sup>2</sup> /pack	Colours	Order Select	
Smooth	400 x 400 x 38	60	13.8	900	6.3	9.6	LT, DK	✓	see website
Coarse	400 x 400 x 38	60	13.8	900	6.3	9.6			
Smooth	600 x 600 x 38	25	32	847	2.8	9.0			
Coarse	600 x 600 x 38	25	32	847	2.8	9.0			
Argent Aqua	500	1	123	153			LT		

Please note sump diameter is 1m. Full assembly instructions are included in the kit.


*To complete the look why not add a stylish Argent Aqua, which can be used as a stunning water feature or sculptural form. Along with Argent setts, paving and palisades, Argent Aqua can help create a perfectly co-ordinated bespoke look.*

For diagrams and important product information, see page 124



# FIREDSTONE®


## Paving



Firedstone Paving, Autumn (A)

*Its flame textured surface and stunning colours will brighten even the most shady of gardens*

- Stylish paving, moulded from original flame treated, mason fettled flagstones
- Firedstone has an attractive colour palette and a light tactile texture, all at an affordable price
- With four colours and three sizes, Firedstone has the flexibility to suit most environments



Firedstone Paving, Fired York (FY)  
Designed & Installed by Shakespeares Landscapes, Bognor Regis



CO<sub>2</sub> per m<sup>2</sup>



MID RANGE









Firedstone Paving, Dusk (D)



SCAN PAGE

Firedstone,  
Fired York (FY)Firedstone,  
Dusk (D)Firedstone,  
Sunrise (S)Firedstone,  
Autumn (A)

	Sizes mm (nominal)	No. item/pack	Weight (kg/each)	Weight (kg/pack)	No. /m <sup>2</sup>	m <sup>2</sup> /pack	Colours	Order Select	
Paving	600 x 600 x 38	22	31	688	2.8	7.9	FY, D, S, A	✓	see website
	600 x 300 x 38	44	15	688	5.6	7.9			
	300 x 300 x 38	44	8	352	11.1	4.0			

	Sizes mm (nominal)	No. item/pack	Weight (kg/each)	Weight (kg/pack)	Colours	
5m <sup>2</sup> Project Pack						
	600 x 600 x 38	8	31	440	FY, D, S, A	see website
	600 x 300 x 38	10	15			
	300 x 300 x 38	4	8			



# PERFECTA®

## Paving



Perfecta Paving, Natural (N)  
Design and Installation by Exotic Landscapes, Bracknell

- With a vibrant colour and chamfered finish, Perfecta matches a broad range of house types
- A smooth, polished terrazzo look at an affordable paving price
- Blended Yorkstone aggregates provide a practical, non-slip benefit as well as great looks
- Choose from Buff or Natural colours; either will give you a smarter, more contemporary new patio



Perfecta Paving, Buff (B)



CO<sub>2</sub> per m<sup>2</sup>



MID RANGE






SCAN PAGE


*The visible aggregates and smooth finish give Perfecta the look of expensive polished stone*



Perfecta,  
Natural (N)



Perfecta,  
Buff (B)

	Sizes mm (nominal)	No. item/pack	Weight (kg/each)	Weight (kg/pack)	No. /m <sup>2</sup>	m <sup>2</sup> /pack	Colours	Order Select	
Paving	450 x 450 x 35	60	15.9	954	4.9	12.2	N,	✓	see website
	600 x 600 x 35	30	24	960	2.8	10.8	B	✓	

For diagrams and important product information, see page 124



# SAXON®

## Paving



Saxon Paving, Natural (N), edged in Drivesett Argent, Dark (DK)  
Designed by Onkar Nandra and Installed by Central Drives, Rugeley, Staffs

- This practical, non-slip contemporary paving is a firm favourite with families
- It features real Yorkstone aggregates in a lightly textured surface
- A circle design feature is available for added interest and individuality, see page 84
- Matching Saxon Edging will help to finish off paths and patio borders too



Saxon Paving, Natural (N)



CO<sub>2</sub> per m<sup>2</sup>



MID RANGE






SCAN PAGE


*Prominent Yorkstone aggregates lend this paving a distinctive character*




Saxon,  
Mocha (M)



Saxon,  
Natural (N)



Saxon,  
Buff (B)

	Sizes mm (nominal)	No. item/pack	Weight (kg/each)	Weight (kg/pack)	No. /m <sup>2</sup>	m <sup>2</sup> /pack	Colours	Order Select	
Paving	600 x 600 x 35	30	32	960	2.8	10.8	M, N, B	✓	see website
	600 x 300 x 35	30	16	480	5.6	5.4		✓	
	450 x 450 x 35	60	16.5	990	4.9	12.2		M*	
	300 x 300 x 35	60	7	420	11.1	5.4		✓	

\* Available in Mocha only

For diagrams and important product information, see page 124



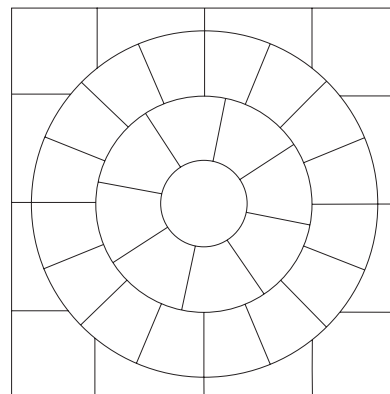
# SAXON® CIRCLE

Paving



Saxon Circle, Mocha (M), edged with Drivesett Kerb, Pennant Grey (PG)

- Add a stylish feature to your patio paving with a Circle
- Can be easily bonded into regular paving patterns
- 2 Ring Circle Kits are available with an optional 3rd Ring
- Squaring-off Kits for Circles also available



2 Ring Circle and Squaring-off Kit  
See page 124 for details





SCAN PAGE


*A stylish centre-piece that will complement any garden*




Saxon,  
Mocha (M)



Saxon,  
Buff (B)

	Sizes mm (nominal)	No. item/pack	Weight (kg/each)	Colours	Order Select	No. /circle	
<b>Circles</b>							
2 Ring Circle Pack (2410mm dia)	Comprising centre stone, 1st ring & 2nd ring	25	375	M, B	n/a	n/a	see website
3rd Ring	450 x 310/ 430 x 35	24	300		✓	24	

	Sizes mm (nominal)	Weight (kg/each)	Weight (kg/pack)	Colours	Order Select	No. /circle	
<b>2 Ring Squaring-off Kits</b>							
Corner Section	600 x 420 x 35	28	250	M, B	✓	4	see website
LH Section	760 x 420 x 35	15			✓	4	
RH Section	760 x 420 x 35	15			✓	4	

For diagrams and important product information, see page 124



# REGENT®

## Paving



Regent Paving, Buff (B), edged with Drivesett Tegula, Pennant Grey (PG)

- Regent is a decorative riven paving at an affordable price
- This range is the premier low carbon paving for patio areas
- One colour and three sizes provide plenty of layout options especially if other setts and edging products are introduced



Regent Paving, Buff (B)  
Installed by Fangorn Landscapes, Worcester Park



CO<sub>2</sub> per m<sup>2</sup>



STANDARD






SCAN PAGE

*The practical and inexpensive option, when only a traditional riven look will do*



Regent,  
Buff (B)

	Sizes mm (nominal)	No. item/pack	Weight (kg/each)	Weight (kg/pack)	No. /m <sup>2</sup>	m <sup>2</sup> /pack	Colour	Order Select	
Paving	600 x 600 x 38	30	31.5	950	2.8	10.8	B	✓	see website
	600 x 300 x 38	30	16	470	5.6	5.4			
	300 x 300 x 38	60	8	470	11.1	5.4			

For diagrams and important product information, see page 125



# PATIO ESSENTIALS


## WEATHERPOINT® 365

Sawn Paving, Autumn Bronze Multi (ABM) with Weatherpoint 365, Stone Grey (SGR)

*Brush-in patio compound,  
can be laid in the rain*




- Weatherpoint 365 all weather jointing material will transform pointing forever, no more wasted days waiting for the great British weather to improve, lay it in the rain
- No mixing, no waste, sets like concrete, store it under water and it stays workable indefinitely
- Resists jet washing and weeds, it has comparable strength to 4:1 mortar when set



Buff (B)



Stone Grey (SGR)



Black (BK)



# How To Install

## Wet it... Brush It... Strike It!



1. Whether you are laying it in the rain or dry, always thoroughly saturate the paved area with a hose or watering can and leave for 10 minutes to absorb. Resaturate before applying Weatherpoint 365. Failure to wet the paving could temporarily stain the paving's surface.



2. Open the tub and cut open the vacuum bag. Empty the Weatherpoint 365 material onto the paving surface.



3. Brush Weatherpoint 365 material into the joint areas with a stiff sweeping brush, occasionally hosing with water to allow Weatherpoint 365 to flow into joints. Ensure that the joint void is completely full.



4. Sweep off any excess Weatherpoint 365 and store (see detailed instructions). Strike off the joint using a standard brick jointer, top up any sagging joints with more Weatherpoint 365 and strike off again.




5. To finish the process spray the surface area with a wide angle spray and clean remaining Weatherpoint 365 with a soft bristle brush.



6. If you require a smoother finish to your joint, wait for the paving to dry out slightly and iron the joint using a standard brick jointer, leave to cure.

**Weatherpoint 365 must be applied using a copious volume of water as instructed above. Failure to do so may result in temporary staining of the paving surface.**



Weatherpoint 365,  
Stone Grey (SGR)



Weatherpoint 365,  
Buff (B)



Weatherpoint 365,  
Black (BK)

	Weight per tub	Weight per pallet	No of tubs per pallet	Coverage per tub*
Stone Grey	15kg	1080kg	72	7m <sup>2</sup>
Buff	15kg	1080kg	72	7m <sup>2</sup>
Black	15kg	1080kg	72	7m <sup>2</sup>

\*Coverage is a guide based on a 450 x 450 plan size with 10mm joints at 35mm deep. Weatherpoint 365 is available to order by the single unit.

This product comes with specific installation guidelines. Please contact our Technical Advisory Team on 0370 411 2233 or visit our website [www.marshall's.co.uk](http://www.marshall's.co.uk) prior to installation