

Hulland Ward, Ashbourne
Derbyshire DE6 3ET

Bradstone consumer helpline: 01335 372289
General enquiries: 01335 372222
Email: bradstone.garden@aggregate.com

www.bradstone.com



Twitter
[@bradstoneuk](https://twitter.com/bradstoneuk)



Facebook
[bradstoneuk](https://www.facebook.com/bradstoneuk)



Pinterest
[bradstoneuk](https://www.pinterest.com/bradstoneuk)



YouTube
[BradstoneUK](https://www.youtube.com/BradstoneUK)

BRADSTONE

GARDEN LANDSCAPING COLLECTION

— 2016 —

BRADSTONE

GARDEN LANDSCAPING COLLECTION

2016



GARDEN LANDSCAPING COLLECTION

2016

WELCOME TO

BRADSTONE

Bradstone offers you the very best in garden and driveway products, helping people transform their outdoor space since 1956. We call upon these many years of experience to design and develop products that set the standard for quality, performance and visual appeal. What's more, you can rest easy in the knowledge that we provide industry leading customer service and support.

Today, we provide all the inspiration and guidance you need to create the garden or driveway of your dreams. This brochure, packed with inspirational ideas, is the ideal starting point. Take a look at our website too, which offers you even more product photography and plenty of design ideas, along with everything you need to know about getting hold of our products and installing them. If DIY is not your thing, don't worry, we can put you in touch with trusted, proven installers to create your perfect outdoor space, thanks to our very own network of specially selected Bradstone Assured landscapers.

So, get inspired and create a garden or driveway that will be the envy of your neighbours.

FIND YOUR LOCAL STOCKIST AT:

www.bradstone.com

 @bradstoneuk
  bradstoneuk
  bradstoneuk
  BradstoneUK

04-09

CREATING YOUR DREAM GARDEN

10-45

CONTEMPORARY PAVING

46-79

TRADITIONAL PAVING

80-97

DRIVEWAY BLOCK PAVING

98-113

LANDSCAPING FEATURES

114-115

ADDITIONAL INFORMATION

PRODUCT INDEX A-Z

Aged Riven	70
Ancestry®	60
Ashbourne™	74
Bamburgh Mill	52
Blended Natural Sandstone	76
Carpet Stones	56
Decorative stone	112
Driveflair	92
Driveway	95
Driveway Infilta	96
Edale	78
Edging	104
Fixing products	113
Grand Natural Sandstone	22
Honeymede Limestone	54
Kerbs	97
Layered Slate Effect	38
Liscia®	42
Lumley Cobble	94
Madera™	16
Mode®	12
Monksbridge	90
Natural Granite	32
Natural Limestone	40
Natural Sandstone	66
Natural Slate	36
Old Riven	62
Old Town®	48
Panache Ground	26
Panache Textured	28
Peak	79
Riverwashed Limestone	30
Rockery stone	113
Smooth Natural Sandstone	18
Stepping stones	108
StoneMaster® block paving	82
StoneMaster® paving	24
Stonewood® collection	110
Textured	44
Tile	58
Traditional Riven	72
Walling	100
Woburn Original	89
Woburn Rumbled	86
Woburn Rumbled Infilta	88



This icon is to help you choose a paving product to suit your budget. The more '£' signs a product has, the more premium it is.



Award winning garden designer
Paul Hervey-Brookes



Town Garden designed by Paul Hervey-Brookes

BRADSTONE DESIGN CREATE YOUR PERFECT GARDEN WITH THE HELP OF A PROFESSIONAL

What better way to help you create a professional looking garden, than to call upon the knowledge and expertise of one of the garden industry's most respected designers?

Working in conjunction with Bradstone, award winning garden designer Paul Hervey-Brookes has created a stunning range of exclusive garden designs available for you to download simply by visiting: www.bradstone.com/getinspired



Paul's experience in creating award winning gardens, not only in the UK at events such as the RHS Chelsea Flower Show and RHS Tatton Park Flower Show, but also across the globe in places like Japan and the USA, are a great starting point and inspiration for the design of your new outdoor space.

These easy to follow plans share Paul's wealth of experience and lend an air of professional design to your project. Each design pack gives you ideas on how to accessorise your garden, which plants work best and how to use paving in creative and imaginative ways. It's everything you need to get that professional design feel for your garden.

To download one of Paul's design packs please visit:

www.bradstone.com/getinspired



BRADSTONE THE GARDEN LANDSCAPING EXPERTS



With over 60 years experience in helping the UK's homeowners transform their gardens and driveways, it's easy to see why you should trust Bradstone when it comes to creating the outdoor living space of your dreams.



The best of British

Choose Bradstone for your concrete landscaping products and you have the assurance that they have been manufactured here at home in the UK. Our quarries, factories and offices stretch the length and breadth of the nation and employ over 250 people. So, buying Bradstone means you're buying the best in British quality, performance and style.

Wherever you see the flag icon it is your assurance that the product you are looking at is made in Britain.



Quality assured

When you buy Bradstone, you're buying the best.

You can be confident that you are buying products that are manufactured to the highest environmental and ethical standards as we are third party certified to BES 6001, the Framework for the Responsible Sourcing of Construction Products. In addition all our factories are certified to the international management standards for quality, environment and safety (ISO 9001, 14001 and 18001) and our products are all CE marked, providing total peace of mind in Bradstone and our products.



At the forefront of design

At Bradstone, we believe we are in a unique position to deliver the products you are looking for. This is because we are fully committed to researching and understanding UK garden design, and making sure our products set the latest garden design trends.

This appreciation, combined with the unrivalled experience and know-how of our skilled craftsmen and designers, enables Bradstone to stay one step ahead and bring products to market that are at the very leading edge of design. Products that not only represent the epitome of quality and performance, but also surpass your expectations in terms of individuality, style and creative flair.

Our dedicated customer service team are always here to help.

Call us on 01335 372289

WHY YOU SHOULD CHOOSE BRADSTONE NATURAL STONE

There is a wide variance of natural stone products available on the market that don't always meet the quality standards you expect. If you're looking for the brand to trust when it comes to buying natural stone landscaping products then look no further than Bradstone. Sourced from the best quarries around the world, we've been supplying natural stone to UK homeowners for over 15 years and now offer a range of over 150 products, making Bradstone one of the UK's leading suppliers of natural stone.



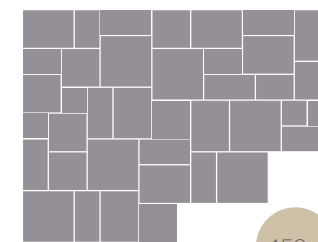
Quality is paramount. All our natural stone products are regularly tested to ensure that they not only meet, but exceed current CE standards. Furthermore, the inherent strength of Bradstone product means that our natural stone is less likely to crack or break when handled.



Our natural stone products all have a low absorbency rate in accordance with British Standards meaning that they are easier to maintain and have a greater resistance to natural weathering.




All of our natural stone has undergone rigorous frost testing. This means that it will be more resistant to the damage that can be caused during the winter months.




More than 150
natural stone products
currently available

Whatever the colour, whatever the style, when it comes to natural stone, Bradstone is sure to have a product to suit your outdoor space.



300 strong
workforce employed
throughout India alone

We source our natural stone from supply partners all over the globe. Their workforces, families and communities are all benefiting from our ongoing support.



Responsible sourcing
initiatives ensure we help
supplier communities

For example: we are Level 1 accredited by the Responsible Stone Programme (RSP) in India.



Our ethical policy
ensures the safe working
practices of all employees

Our six stage ethical policy ensures internationally recognised standards are continuously maintained. These include no child or forced labour and always paying at least the minimum wage.

For further information please visit:

www.bradstone.com/ethical



This icon indicates that all of our natural stone products are ethically sourced.

BRADSTONE 
Assured™



GETTING THE BEST PEOPLE FOR THE JOB A TRUSTED NETWORK OF PROFESSIONAL INSTALLERS

When you're investing in your garden or driveway, it's only natural to have some concerns about where you're going to find a trusted and reliable installer. You need reputable tradesmen who won't let you down. That's where Bradstone Assured comes in, our very own national network of hand-picked installation and landscaping professionals.

FINDING THE PERFECT ASSURED INSTALLER

Simply enter your postcode at www.bradstone.com/assured, and we'll provide you with a list of local Bradstone Assured installers to choose from.

Take a look at each installer's individual profile, where you'll be able to find plenty of information about previous projects and even check out customer reviews. Pick out the installer who is best suited to your project and request a quote online or phone them directly.

WORKING WITH YOUR CHOSEN INSTALLER

Your chosen installer is a landscaping and gardening professional whose expertise and experience will extend beyond the installation of a patio, pathway or driveway.

They'll be able to provide guidance and advice on many different aspects of the garden including planting, lawns, walling and other features. Not to mention the garden design and layout itself.

FEEL COMPLETELY ASSURED AND ENJOY YOUR GARDEN

Now it's time to leave it to the professionals and let them get on with the job in hand.

Not only are you in the hands of trusted, proven landscapers, with a wealth of relevant experience and expertise, you can rest easy in the knowledge that all their work is guaranteed for 5 years and all products are guaranteed for 10 years.*

In no time at all, your garden dreams will become a wonderful reality.

OUR ASSURED PROMISE

10
YEARS

10 YEAR GUARANTEE
ON **PRODUCTS***

5
YEARS

5 YEAR GUARANTEE
ON **INSTALLATION***

For everything you need to know visit:

www.bradstone.com/assured



The 'thumb' icon indicates that the project in the photograph has been professionally installed by a Bradstone Assured landscaper.

CONTEMPORARY

COLLECTION

MODE®

MADERA™

SMOOTH NATURAL SANDSTONE

GRAND NATURAL SANDSTONE

STONEMASTER®

PANACHE GROUND

PANACHE TEXTURED

RIVERWASHED LIMESTONE

NATURAL GRANITE

NATURAL SLATE

LAYERED SLATE EFFECT

NATURAL LIMESTONE

LISCIA®

TEXTURED



PORCELAIN
COLLECTION
FROM
BRADSTONE



MODE® TAKING THE INSIDE, OUTSIDE

Mode paving is the epitome of contemporary style. A range of beautiful porcelain paving that adds an ultra modern feel and look to any garden setting. Available in 20mm thick pavers, in two stunning finishes, each with four attractive shades, Mode really does take cutting-edge style and modern sophistication to a new level.



TEXTURED – CONTEMPORARY STYLE WITH A LIGHTLY TEXTURED SURFACE



Beige (Bg)

Shell (Sh)

Dark Grey (DG)

Graphite (Gr)

PROFILED – A STONE-LIKE APPEARANCE WITH ADDED MICA CRYSTALS FOR EYE-CATCHING APPEAL



Beige (Bg)

Silver Grey (SG)

Dark Grey (DG)

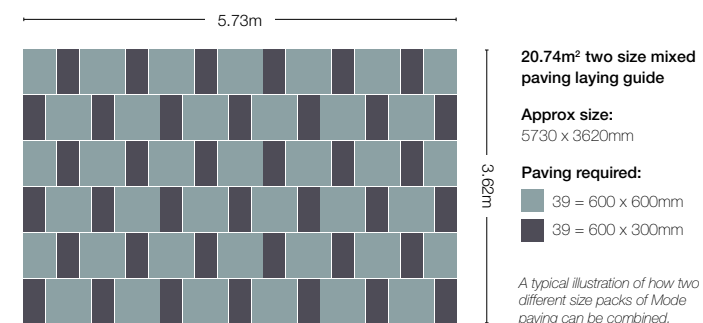
Graphite (Gr)



MODE PORCELAIN PAVING REALLY DOES OFFER A STATE-OF-THE-ART, CUTTING-EDGE DESIGN CHOICE FOR THOSE LOOKING FOR THE ULTIMATE CONTEMPORARY OUTDOOR SPACE.

Don't be deceived by the word porcelain. Fired at up to 1400°C, these pavers boast an incredible inherent strength and exceptional durability. This, combined with the fine textured and anti-slip finish, makes Mode paving a viable, premium alternative to both concrete and natural stone.

What's more, Mode exhibits all the characteristics you'd expect from the highest quality porcelain paving. For instance, it has a superb consistency of colour and finish, as well as being impervious to staining and unaffected by weather conditions and colour-fading. So, not only is Mode virtually maintenance free, it will retain its stunning good looks throughout the years to come, looking as fabulous as the first day it was installed.



	Nominal size (mm)	Colours	Units/pack	Pack weight (t)	m ² /pack	Units/m ²
Textured	600 x 600	Bg/Sh/DG/Gr	60	1.05	21.6	2.8
Textured	600 x 300	Sh/Gr	72	0.61	12.96	5.55 NEW
Profiled	600 x 600	Bg/SG/DG/Gr	60	1.05	21.6	2.8
Profiled	600 x 300	Bg/Gr	72	0.61	12.96	5.55 NEW

Thickness: 20mm Joint width: 2-5mm




IMPORTANT LAYING INFORMATION

A slurry primer needs to be applied to the reverse of each paver prior to laying to aid adhesion. **See page 115 for more details.**

Visit: [YouTube BradstoneUK](https://www.youtube.com/BradstoneUK) to watch our 'how to lay porcelain paving' video.

PORCELAIN
COLLECTION
FROM
BRADSTONE



NEW

££££

Madera paving in Birch with Panache walling in Midnight Grey and Madoc walling in Weathered Cotswold

MADERA™

ENJOY ALL THE NATURAL GOOD
LOOKS OF TIMBER – WITH PORCELAIN

Available in either Birch or Oak shades, this beautiful lightweight long aspect paving looks just like traditional timber but is in fact made out of porcelain. As such, it offers all the natural beauty of real wood without any of the associated maintenance issues.



Birch (Bir)

Oak (Oa)

	Nominal size (mm)	Colours	Units/ pack	Pack weight (t)	m ² /pack	Units/m ²
Paver	900 x 225	Bir/Oa	88	0.86	17.82	4.94

Thickness: 20mm Joint width: 2-5mm



IMPORTANT LAYING INFORMATION

A slurry primer needs to be applied to the reverse of each paver prior to laying to aid adhesion. **See page 115 for more details.**

Visit: [You Tube BradstoneUK](https://www.youtube.com/BradstoneUK) to watch our 'how to lay porcelain paving' video.

SMOOTH NATURAL SANDSTONE A PAVING SOLUTION AS UNIQUE AND INDIVIDUAL AS YOU ARE

With its superb colour and veining variations, Smooth Natural Sandstone is a stunning and beautifully distinctive paving solution. It's available in eight attractive colours, some of which also come in a 900 x 150mm long aspect paver to provide a more contemporary look and feel.



Dune (Du)

Silver Grey (SG)

Dark Grey (DG)

Rainbow (R)

Modac (M)

Ivory (I)


Fine Textured Ochre* (FTOc)

Fine Textured Buff* (FTB)





4.57m




15.3m² patio pack

Approx size:
4570 x 3340mm

- Kit consists of:**
- 13 = 900 x 600mm
 - 13 = 600 x 600mm
 - 13 = 600 x 300mm
 - 9 = 300 x 300mm

3.34m

approx 2.72m



Ø 2.46m circle with 2.72m² squaring off kit

Approx size (circle):
Ø 2460mm

- Kit consists of:**
- 1 = centre
 - 8 = inner
 - 16 = middle
 - 16 = outer

Squaring off kit consists of:

- 12 = squaring off pavers

	Nominal size (mm)	Colours	Units/pack	Pack weight (t)	m ² /pack	Units/m ²
Paver	900 x 150	Du/SG	40	0.35	5.80	6.90
Paver	600 x 600	Du/R/I	30	0.53	11.20	2.70
15.3m ² patio pack	4570 x 3340	Du/SG/DG/R M/FTOc/FTB	48	0.75	15.30	n/a

Thickness: 18-22mm Joint width: 2-5mm Country of origin: India

Spinning circle	Ø 2460	Du	41	0.15	4.75	n/a
Spinning circle squaring off kit	2720 x 2720	Du	12	0.28	2.65	n/a

Thickness: 18-22mm Joint width: 10-15mm Country of origin: India

Please refer to **page 114** for installation and maintenance information.


Images (top left): Smooth Natural Sandstone Spinning Circle in Dune with 20-30mm Highland Pebbles, (top right): Smooth Natural Sandstone paving in Silver Grey.



GRAND NATURAL SANDSTONE

GRAND BY NAME, GRAND BY NATURE

A stunning addition to our contemporary sandstone range. Developed with larger projects in mind, Grand Natural Sandstone is a wonderful large format, smooth, fine grained paving. Available in three stunning colours and four sizes up to 1250x750mm, this distinctive ultra large paving is sure to impress.



Caramel (Car)

Grey Ochre (GOc)

Imperial White (IW)

	Nominal size (mm)	Colours	Units/pack	Pack weight (t)	m ² /pack	Units/m ²
Paver	1250 x 750	Car/GOc/IW	14	1.10	13.13	1.06
Paver	1000 x 750	Car/GOc/IW	14	0.90	10.50	1.33
Paver	750 x 750	Car/GOc/IW	16	0.75	9.00	1.77
Paver	500 x 750	Car/GOc/IW	16	0.55	6.00	2.66

Thickness: 30mm Joint width: 2-5mm Country of origin: India

Please refer to **page 114** for installation and maintenance information.

Please note: Due to the size of these pavers, lifting equipment is highly recommended. Typically a vacuum lifter or similar would be advised for laying this product.



££££




Grand Natural Sandstone paving in Caramel

STONEMASTER®

A PAVING SOLUTION THAT'S LONG ON STYLE, QUALITY AND DURABILITY

If you're looking for paving that helps make your garden look and feel larger, StoneMaster is a perfect solution. With its sleek contemporary long aspect paver, it creates the illusion of more space. With three buff shades to replicate natural sandstone and three grey shades for natural granite, StoneMaster is not short on aesthetic appeal. Sold in single colour packs, different shades can be mixed to add visual impact. They also come pre-coated with Bradstone Surface Protection, to provide long-lasting resistance against stains such as oil, grease and moss.

GREY SHADES



Light Grey Washed (LGW)

Mid Grey Washed (MGW)

Dark Grey Washed (DGW)

BUFF SHADES



Light Buff Washed (LBW)


Mid Buff Washed (MBW)

Dark Buff Washed (DBW)

	Nominal size (mm)	Colours	Units/pack	Pack weight (t)	m ² /pack	Units/m ²
Grey	800 x 200	LGW/MGW/DGW	32	0.95	5.12	6.25
Buff	800 x 200	LBW/MBW/DBW	32	0.95	5.12	6.25

Thickness: 80mm

NOTE: This paving is sold in single colour packs. To achieve the appearance shown in the image please order packs of all 3 shades.



StoneMaster paving in 3 grey shades

PANACHE GROUND THE EASY WAY TO MAKE ANY PATIO SPARKLE

Make your patio shimmer with Panache Ground. Smooth sophistication is the order of the day with four contemporary shades. Why not mix and match the three grey shades to create a paving solution that's high on style with sleek modern looks. And, with 83% recycled content Panache Ground is high on environmental credentials too.



White (Wh)

Silver Grey (SG)




Midnight Grey (MG)

Cream (Cr)

	Nominal size (mm)	Colours	Units/pack	Pack weight (t)	m ² /pack	Units/m ²
Paver	450 x 450	Wh/SG/MG/Cr	40	0.88	8.10	4.90

Thickness: 40mm Joint width: 2mm



Panache Ground paving in Midnight Grey, Silver Grey and White



HouseBeautiful
AWARDS 2014
SILVER WINNER



Panache Textured paving in Midnight Grey, Silver Grey and White with 20-30mm Highland Pebbles

PANACHE TEXTURED CONTEMPORARY PAVING GIVEN A TOUCH OF STYLE

Panache Textured gives any garden a modern and refined feel. Characterised by a stylish textured finish, Panache is available in five colours, which includes a contemporary fleck shade. The grey shades could also be mixed for an even greater design effect. Complementary walling and edging are available to complete your modern look.



White (Wh)

Silver Grey (SG)

Midnight Grey (MG)



Silver Fleck (SF)

Cream (Cr)

	Nominal size (mm)	Colours	Units/pack	Pack weight (t)	m ² /pack	Units/m ²
Paver	450 x 450	Wh/SG/MG SF/Cr	40	0.70	8.10	4.90

Thickness: 35mm Joint width: 2mm

LOOKING FOR COMPLEMENTARY PRODUCTS?

For the perfect finishing touch for your Panache Textured patio, look no further than our range of complementary walling ([page 102](#)) and edging products ([page 104](#)).


RIVERWASHED LIMESTONE AWASH WITH CONTEMPORARY STYLE AND CHARM

This river washed limestone paving features a naturally split and partially rubbed surface finish with sawn edges, to deliver a beautifully clean and even finish. It's the perfect accompaniment for contemporary garden designs.



Steel Grey (StG)

4.57m



15.3m² patio pack

Approx size:
4570 x 3340mm

Kit consists of:

- 13 = 900 x 600mm
- 13 = 600 x 600mm
- 13 = 600 x 300mm
- 9 = 300 x 300mm

3.34m

	Nominal size (mm)	Colours	Units/pack	Pack weight (t)	m ² /pack	Units/m ²
15.3m ² patio pack	4570 x 3340	StG	48	0.83	15.3	n/a

Thickness: 18-22mm Joint width: 2-5mm Country of origin: India



NEW




Riverwashed Limestone paving in Steel Grey with 20mm Cornish Granite

NATURAL GRANITE

COMBINING OUTSTANDING NATURAL BEAUTY WITH LONG-LASTING DURABILITY

Natural Granite is the perfect choice if you're looking to add a modern look and feel to your outdoor space. With its straight machine cut edges, textured top surface and choice of two colours, Natural Granite is available in four sizes including the new large aspect 900 x 900mm, providing a perfectly minimalist and contemporary backdrop for architectural type planting. Our Natural Granite setts are an addition to the range, offering an ideal solution for borders and driveways, as well as patios. They are available in one size and three shades.



Mid Grey (Mg)

Silver Grey (SG)



Dark Grey (DG)



Silver Grey (SG)



Black (B)





	Nominal size (mm)	Colours	Units/pack	Pack weight (t)	m ² /pack	Units/m ²
Paver	900 x 900	Mg/SG	18	1.0	14.58	1.23
Paver	600 x 600	Mg/SG	40	0.96	14.4	2.80
Paver	600 x 300	Mg/SG	80	0.96	14.4	5.60
Paver	300 x 300	Mg/SG	80	0.50	7.20	11.1

NEW

Thickness: 23-27mm Joint width: 2-4mm Country of origin: China

Setts	100 x 100	DG/SG/B	720*	1.00	9.06	83.0
--------------	-----------	---------	------	------	------	------


Thickness: 50mm Joint width: 5-15mm Country of origin: China/Portugal
 *Number per pack can vary by up to 30%.

Please note: Due to the size of the 900 x 900mm paver, lifting equipment is highly recommended. Typically a vacuum lifter or similar would be advised for laying this product.

Image (above): Natural Granite setts in Dark Grey with Natural Granite paving in Silver Grey and Mid Grey and 20mm Cornish Granite.

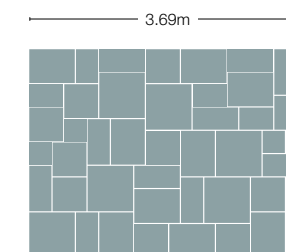
NATURAL SLATE A PAVING SOLUTION LIKE NO OTHER

With Natural Slate, you know your patio is going to be one of a kind. That's because every piece of slate paving is an individual, full of natural character with its own textures and shades. Hand riven and diamond sawn for a crisper edge, it's the epitome of outstanding natural beauty and sure to create visual impact in any garden.



Blue-Black (BB)

Vijaya Gold (VG)



10.2m² patio pack

Approx size:
3690 x 2760mm

Kit consists of:

- 6 = 590 x 590mm
- 10 = 590 x 440mm
- 10 = 590 x 290mm
- 10 = 440 x 440mm
- 5 = 440 x 290mm
- 4 = 290 x 290mm

	Normal size (mm)	Colours	Units/pack	Pack weight (t)	m ² /pack	Units/m ²
Paver	600 x 600	BB	40	0.84	14.9	2.70
Paver	600 x 300	BB	85	0.84	16.1	5.30
Paver	300 x 300	BB	85	0.45	8.05	10.4
10.2m² patio pack	3690 x 2760	BB/VG	45	0.55	10.2	n/a

Thickness: 18-23mm Joint width: 10-15mm Country of origin: India




Natural Slate paving in Blue-Black



Layered Slate Effect paving in Dark Grey

LAYERED SLATE EFFECT FOR PATIO PERFECTION, LAYER ON THE STYLE AND QUALITY


For a uniquely distinctive and eye-catching feature, turn to Layered Slate Effect. Available as a handy patio kit in two attractive shades, this paving can be laid individually or mixed together for enhanced visual impact. There is also a complementary long aspect paver for an even more modern appearance.



Dark Grey (DG)

Light Grey (LG)

2.75m



2.45m

6.7m² patio pack

Approx size:
2750 x 2450mm

Kit consists of:

- 16 = 300 x 450mm
- 10 = 600 x 450mm
- 8 = 450 x 450mm


	Nominal size (mm)	Colours	Units/pack	Pack weight (t)	m ² /pack	Units/m ²
Paver	900 x 225*	DG	23	0.53	4.92	4.68
6.7m ² patio pack	2750 x 2450	DG/LG	34	0.65	6.70	n/a

NEW

Thickness: 40mm 50mm* Joint width: 10-15mm

NATURAL LIMESTONE ADD DRAMA AND DISTINCTION TO YOUR GARDEN

Natural Limestone gives you the best of both worlds. On the one hand, it offers outstanding visual appeal with its dramatic shades and distinctive natural veining. On the other, Natural Limestone offers superb strength and durability, this combines a uniquely striking appearance with a hardwearing performance, ensuring your patio looks great for years to come.

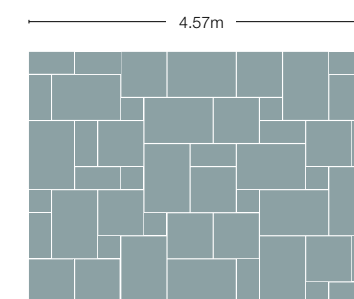


Azure (Az)

Blue-Black (BB)

	Nominal size (mm)	Colours	Units/pack	Pack weight (t)	m ² /pack	Units/m ²
Paver	600 x 600	BB	40	0.95	14.9	2.70
Paver	600 x 300	BB	85	0.95	16.1	5.30
Paver	300 x 300	BB	85	0.45	8.15	10.4
15.3m ² patio pack	4570 x 3340	BB	48	0.83	15.3	n/a
		Az		0.95		

Thickness: 18-22mm Joint width: 10-15mm Country of origin: India



15.3m² patio pack

Approx size:
4570 x 3340mm

Kit consists of:

- 13 = 900 x 600mm
- 13 = 600 x 600mm
- 13 = 600 x 300mm
- 9 = 300 x 300mm



Natural Limestone in Blue-Black

LISCIA® CONTEMPORARY PAVING WITH A SUBTLE, STYLISH FINISH

Liscia paving, with its finely stippled surface texture, creates the ultimate contemporary statement. This single sized paver is available in two consistent colours and the fine, stippled surface gives a superbly flat, refined finish to any paved area.



Dark Grey (DG)

Cream (Cr)

	Nominal size (mm)	Colours	Units/pack	Pack weight (t)	m ² /pack	Units/m ²
Paver	450 x 450	DG/Cr	70	0.90	14.18	4.90

Thickness: 32mm Joint width: 2mm



Liscia paving in Cream with 20mm Weathered Flint



TEXTURED STYLE AND PRACTICALITY WORKING TOGETHER IN HARMONY

Our Textured paving shows that it's possible to have a perfect balance of flair and function. Available in a range of four colours, Textured incorporates fine white limestone chippings to provide a softened appearance rich in aesthetic appeal. It is also a paving that's durable and hardwearing enough to retain its good looks throughout the years.



Dark Grey (DG)

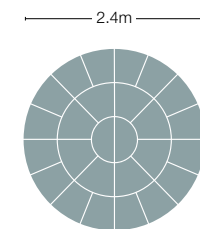
Buff (Bf)

Grey (Gy)

Red (Rd)

	Nominal size (mm)	Colours	Units/pack	Pack weight (t)	m ² /pack	Units/m ²
Paver	600 x 600*	DG/Bf Gy/Rd	20	0.58	7.20	2.80
Paver	450 x 450	DG/Bf Gy/Rd	40	0.70	8.10	4.90
Paver	600 x 300	Bf	21	0.30	3.80	5.60
Paver	300 x 300	Bf	42	0.30	3.80	11.1
2 ring circle	Ø 2400	Bf	26	0.35	4.52	n/a

Thickness: 32mm *35mm Joint width: 2mm



2 ring circle
Approx size:
 Ø 2400mm
Kit consists of:
 • 2 = centre
 • 8 = inner
 • 16 = outer



Textured paving in Buff with Woburn Rumbled block paving in Rustic

TRADITIONAL

COLLECTION

OLD TOWN®
BAMBURGH MILL
HONEYMEDE LIMESTONE
CARPET STONES
TILE
ANCESTRY®
OLD RIVEN
NATURAL SANDSTONE
AGED RIVEN
TRADITIONAL RIVEN
ASHBOURNE™
BLENDED NATURAL SANDSTONE
EDALE
PEAK


OLD TOWN® RECALL THE LOOK AND FEEL OF DAYS GONE BY

Imagine a paving solution that so authentically recreates the appearance of old timeworn York flagstones, it even incorporates tooling marks and weathered edges for that additional touch of visual realism. Old Town paving, with its slightly riven appearance, is the perfect choice if you're looking to create a garden with a charming traditional setting. It's available in four colours and also offers a unique patio kit option incorporating slate edge feature pavers.



Grey-Green (GG)

Weathered Limestone (WL)



Dark Grey (DG)

Cotswold (Ct)

LOOKING FOR COMPLEMENTARY PRODUCTS?

For the perfect finishing touch for your Old Town patio, look no further than our range of complementary walling and edging products.



Old Town walling
(Page 101)

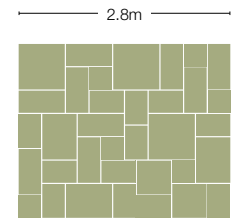


Old Town coping
(Page 101)



Old Town edging
(Page 104)

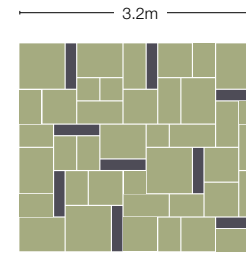




6.4m² patio pack

Approx size:
2800 x 2300mm

- Kit consists of:**
- 3 = 600 x 600mm
 - 3 = 600 x 450mm
 - 2 = 450 x 450mm
 - 9 = 600 x 300mm
 - 12 = 450 x 300mm
 - 6 = 300 x 300mm



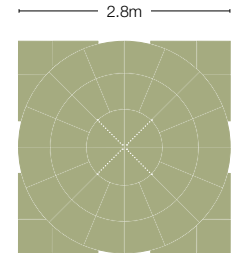
8.8m² patio pack with slate edging

Approx size:
3200 x 2750mm

- Kit consists of:**
- 4 = 600 x 600mm
 - 9 = 600 x 300mm
 - 9 = 600 x 150mm (slate)
 - 5 = 600 x 450mm
 - 8 = 450 x 450mm
 - 9 = 300 x 450mm
 - 5 = 300 x 300mm

Old Town Slate edging

NEW




Ø 2.8m circle with 2.8m² squaring off kit

Approx size:
Ø 2800mm

- Kit consists of:**
- 4 = centre
 - 16 = middle
 - 16 = outer

Squaring off kit consists of:

- 12 = squaring off pavers



Ø 4m circle with 4m² squaring off kit

Approx size:
Ø 4000mm

- Kit consists of:**
- 4 = centre
 - 16 = middle
 - 16 = outer middle

Outer circle kit consists of:

- 16 = pavers

Squaring off kit consists of:

- 20 = squaring off pavers

	Nominal size (mm)	Colours	Units/pack	Pack weight (t)	m²/pack	Units/m²
Paver	900 x 600*	GG/WL	10	0.55	5.60	1.80
Paver	600 x 600	GG/WL	22	0.68	8.20	2.70
Paver	600 x 450	GG/WL	48	1.18	13.5	3.60
Paver	600 x 300	GG/WL	46	0.71	8.70	5.30
Paver	450 x 450	GG/WL	48	0.85	10.2	4.70
Paver	300 x 450	GG/WL	46	0.57	6.60	7.00
Paver	300 x 300	GG/WL	48	0.40	4.60	10.4
6.4m² patio pack	2800 x 2300	GG/WL DG/Ct	35	0.53	6.40	n/a
8.8m² patio pack with slate edging	3200 x 2750	GG	49	0.73	8.80	n/a
2 ring circle	Ø 2800	GG/WL	36	0.52	6.15	n/a
Circle outer	Ø 4000	GG/WL	16	0.61	6.41	n/a
Squaring off kit for a 2 ring circle	2800 x 2800	GG/WL	12	0.13	1.69	n/a
Squaring off kit for a circle outer	4000 x 4000	GG/WL	20	0.28	3.44	n/a

Thickness: 40mm 44mm* Joint width: 10-15mm

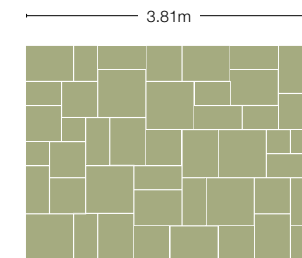
NEW

BAMBURGH MILL VINTAGE PATIO PAVING FOR THE TRADITIONAL STYLED GARDEN

Bamburgh Mill is a paving solution that exudes traditional appeal and vintage good looks with its beautiful weathered appearance. Looking every inch like a flagstone worn over time, Bamburgh Mill has in fact been recreated from 17th century originals and is available in a patio pack that features three complementary colours. The ideal way for the gardens of the present to recall the paving style of the past.



Olde Blend (blend of three shades)



10.9m² patio pack

Approx size:
3810 x 2850mm

- Kit consists of:**
- 6 = 620 x 620mm
 - 10 = 620 x 465mm
 - 10 = 620 x 310mm
 - 10 = 465 x 465mm
 - 5 = 465 x 310mm
 - 4 = 310 x 310mm

	Nominal size (mm)	Colours	Units/pack	Pack weight (t)	m²/pack	Units/m²
10.9m² patio pack	3810 x 2850	OB	45	0.88	10.9	n/a

Thickness: 50mm Joint width: 10-15mm




Bamburgh Mill paving in Olde Blend

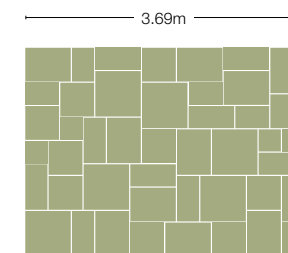


HONEYMEDE LIMESTONE GARDENS WITH TRADITIONAL SETTINGS WERE MADE FOR HONEYMEDE

With Honey Mede Limestone, the beauty is in the detail. Honey Mede is distinguished by its wonderful natural veining and unique texture and profile. What truly sets this beautiful limestone paving apart is its softer, subtler, warmer hues. The result is a paving solution that offers traditional style and elegant good looks.



Honey Mede (H)



10.2m² patio pack

Approx size:
3690 x 2760mm

- Kit consists of:**
- 6 = 600 x 600mm
 - 10 = 600 x 450mm
 - 10 = 600 x 300mm
 - 10 = 450 x 450mm
 - 5 = 450 x 300mm
 - 4 = 300 x 300mm


	Nominal size (mm)	Colours	Units/pack	Pack weight (t)	m²/pack	Units/m²
10.2m² patio pack	3690 x 2760	H	45	0.63	10.2	n/a

Thickness: 20-24mm Joint width: 10-15mm Country of origin: India

CARPET STONES

LIVEN UP YOUR OUTDOOR SPACE – GIVE IT A CARPET!

To look at their intricate patterns and designs, you'd be forgiven for assuming it takes plenty of time and skill to install our Carpet Stones. But the cobbles of this incredibly innovative and ingenious patio paving actually arrive pre-laid on an underlying flexible mat, which can then be simply cut and shaped with a pair of scissors to fit the requirements of your patio. Simple to interlock, it's the ideal way to achieve a rustic look for your garden and a perfect solution for awkward shaped patio areas or elaborate designs.



Charcoal (Ch) circle/straight

Rustic Red (RR) circle/straight

	Nominal size (mm)	Colours	Units/pack	Pack weight (t)	m ² /pack	Units/m ²
Circle	1200 x 600	Ch/RR	15	0.71	11.1	1.40
Straight	1200 x 400	Ch/RR	30	0.95	14.9	2.00

Thickness: 40mm Joint width: 10-15mm



££££

Carpet Stones in Rustic Red with 20mm Harvest Gold decorative aggregate and 40-80mm Scottish Cobbles



Tile and Diamond paving in Mellow Terracotta

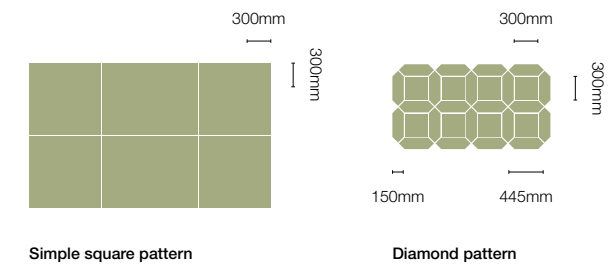
TILE

EVOKE ALL THE SPIRIT, CHARM AND WARMTH OF SUNNY CLIMES

If you'd like to create a Mediterranean haven in your garden, Tile makes a perfect choice. Its worn and weathered appearance, together with the rich and earthy terracotta shades call to mind the sun-drenched warmth of far-off climes. Available as a conventional square and unusual diamond shape, Tile is a delightful backdrop for pots and planters.



Laying patterns for Tile paving



	Nominal size (mm)	Colours	Units/pack	Pack weight (t)	m ² /pack	Units/m ²
Tile	300 x 300	MT	96	0.61	9.20	10.4
Diamond	445 x 150	MT	105	0.38	6.55	n/a

Thickness: 30mm Joint width: 10-15mm

ANCESTRY® PAVING THAT DRAWS ON A DISTINGUISHED PAST

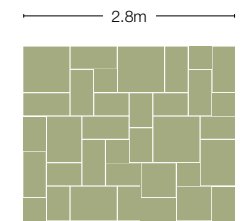
This wonderful paving, so evocative of a bygone era, has been moulded from original natural stone masters. With its three attractive colours, Ancestry truly recalls all the beauty and period charm of yesteryear, adding a touch of traditional style to any outdoor space.



Abbey Original (AbO)

Abbey Brown (AbB)

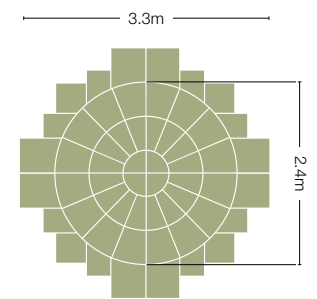
Abbey Storm (AbS)



6.4m² patio pack

Approx size:
2800 x 2300mm

- Kit consists of:**
- 3 = 600 x 600mm
 - 3 = 600 x 450mm
 - 2 = 450 x 450mm
 - 9 = 600 x 300mm
 - 12 = 450 x 300mm
 - 6 = 300 x 300mm



Ø 2.4m circle with accessory kit

Approx size:
Circle = Ø 2400mm
Accessories = 3300mm²

- Circle kit consists of:**
- 4 = centre
 - 16 = inner middle
 - 16 = outer middle

- Accessories consists of:**
- 20 = accessories

	Nominal size (mm)	Colours	Units/pack	Pack weight (t)	m²/pack	Units/m²
Paver	600 x 600	AbO/AbB AbS	25	0.57	9.30	2.70
Paver	600 x 450	AbO/AbB AbS	25	0.45	7.02	3.60
Paver	600 x 300	AbO/AbB AbS	52	0.58	9.83	5.30
Paver	450 x 450	AbO/AbB AbS	58	0.78	12.27	4.70
Paver	300 x 450	AbO/AbB AbS	52	0.45	7.42	7.00
Paver	300 x 300	AbO/AbB AbS	52	0.29	5.00	10.4
6.4m² patio pack	2800 x 2300	AbO/AbB AbS	35	0.39	6.40	n/a
2 ring circle	Ø 2400	AbO/AbB AbS	36	0.28	4.52	n/a
Accessory kit for a 2 ring circle	n/a	AbO/AbB AbS	20	0.21	n/a	n/a

Thickness: 35mm Joint width: 10-15mm

LOOKING FOR COMPLEMENTARY PRODUCTS?

For the perfect finishing touch for your Ancestry patio, look no further than our range of complementary walling (page 101) and edging products (page 106).



Ancestry paving and 2 ring circle with accessories in Abbey Brown with Stonewood sleepers used as a border and 20mm Weathered Flint

OLD RIVEN

ADD VISUAL APPEAL WITHOUT BREAKING THE BUDGET


Old Riven is the perfect paving solution when you want a patio that's easy on the eye and easy on the pocket. Uncompromising good looks mean you can enjoy a stylish looking patio, without having to worry about exceeding your budget. Old Riven is available in a number of different shades, sizes and feature kits.




Autumn Bronze (ABr)



Autumn Cotswold (AC)



Autumn Gold (AG)

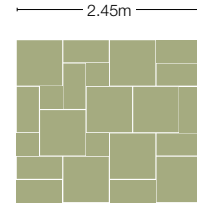


Autumn Silver (AS)





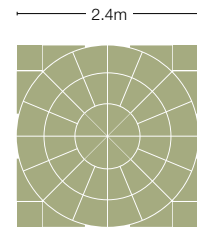
Images: Old Riven circle used as a winding path in Autumn Silver (top), Old Riven compass circle in Autumn Bronze and Autumn Cotswold with 20mm Harvest Gold decorative aggregate (bottom).



5.25m² patio pack

Approx size:
2450 x 2150mm

- Kit consists of:**
- 8 = 600 x 600mm
 - 9 = 600 x 300mm
 - 6 = 300 x 300mm

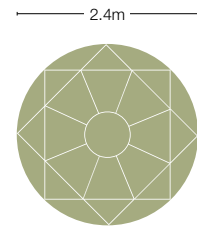


Ø 2.4m circle with 2.4m² squaring off kit

Approx size:
Ø 2400mm

- Kit consists of:**
- 2 = centre
 - 16 = middle
 - 16 = outer middle

- Squaring off kit consists of:**
- 12 = squaring off pavers



Ø 2.4m compass circle

Approx size:
Ø 2400mm


- Kit consists of:**
- 1 = centre
 - 8 = inner circle
 - 8 = triangles
 - 8 = outer circle

	Nominal size (mm)	Colours	Units/pack	Pack weight (t)	m ² /pack	Units/m ²
Paver	600 x 600	ABr/AC AG/AS	29	0.73	10.79	2.70
Paver	600 x 450	ABr/AC AG/AS	58	1.14	16.3	3.60
Paver	600 x 300	ABr/AC AG/AS	87	1.07	16.45	5.30
Paver	450 x 450	ABr/AC AG/AS	58	0.83	12.3	4.70
Paver	300 x 450	ABr/AC AG/AS	87	0.84	12.4	7.00
Paver	300 x 300	ABr/AC AG/AS	87	0.52	8.36	10.4
5.25m ² patio pack	2450 x 2150	ABr/AC AG/AS	23	0.36	5.25	n/a
2 ring circle	Ø 2400	ABr/AC AG/AS	34	0.31	4.52	n/a
Squaring off kit for a 2 ring circle	2400 x 2400	ABr/AC AG/AS	12	0.13	1.24	n/a
Compass circle kit	Ø 2400	ABr & AC	25	0.31	4.52	n/a

Thickness: 35mm Joint width: 10-15mm

NATURAL SANDSTONE HELPING YOU CREATE A GARDEN FEATURE THAT'S UNIQUE

If you're re-designing your outdoor area, choose a paving solution that's altogether different. Natural Sandstone will give your patio that touch of exclusivity because each paving slab is different and unique, thanks to the many natural tonal variations, differing riven profiles and exquisite natural veining. With a range of natural shades and varied shapes, not to mention individual textures, Natural Sandstone provides a wealth of design possibilities.




Autumn Green (AGr)

Cragside (Cra)

Fossil Buff (FB)

Heather Ridge (HR)



Sunset Buff (SB)

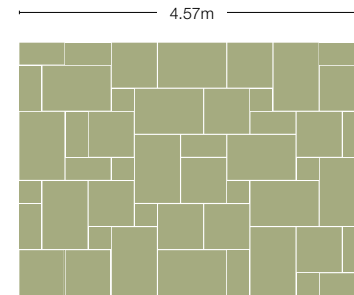
Silver Grey (SG)

Modac (M)





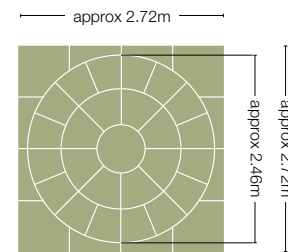
Natural Sandstone in Fossil Buff



15.3m² patio pack

Approx size:
4570 x 3340mm

- Kit consists of:**
- 13 = 900 x 600mm
 - 13 = 600 x 600mm
 - 13 = 600 x 300mm
 - 9 = 300 x 300mm

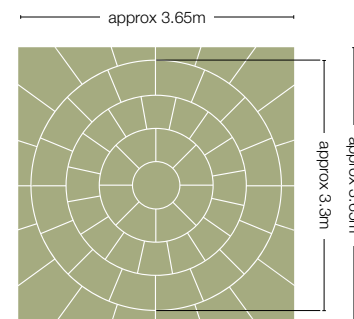


Ø 2.46m circle with 2.72m² squaring off kit

Approx size:
Ø 2460mm

Squared up approx size:
2720 x 2720mm

- Kit consists of:**
- 16 = outer circle
 - 8 = inner circle
 - 1 = centre



Ø 3.3m circle with 3.65m² squaring off kit

Approx size:
Ø 3300mm

Squared up approx size:
3650 x 3650mm

- Kit consists of:**
- 16 = outer circle
 - 16 = outer middle
 - 8 = inner circle
 - 1 = centre

	Nominal size (mm)	Colours	Units/pack	Pack weight (t)	m²/pack	Units/m²
Paver	900 x 600	AGr/FB/SB	28	0.82	15.5	1.80
Paver	600 x 600	AGr/FB/SB	40	0.78	14.9	2.70
Paver	600 x 450	AGr/FB/SB	56	0.82	15.7	3.60
Paver	600 x 300	AGr/FB/SB	85	0.80	16.1	5.30
Paver	300 x 300	AGr/FB/SB	85	0.42	8.15	10.4
15.3m² patio pack	4570 x 3340	AGr/Cra FB/HR/SB SG/M	48	0.80	15.3	n/a
2 ring circle	Ø 2460	AGr/FB/SB	25	0.28	4.75	n/a
Squaring off kit for 2 ring circle	2720 x 2720	AGr/FB/SB	12	0.18	2.65	n/a
3 ring circle	Ø 3300	FB/SB	41	0.50	8.56	n/a
Squaring off kit for 3 ring circle	3650 x 3650	FB/SB	20	0.28	4.74	n/a

Thickness: 20-24mm Joint width: 10-15mm Country of origin: India

Setts	100 x 100	AGr/FB/SB	750	0.77	8.80	85
-------	-----------	-----------	-----	------	------	----

Thickness: 30-45mm Joint width: 15-20mm Country of origin: India

Please refer to **page 114** for installation and maintenance information.

LOOKING FOR COMPLEMENTARY PRODUCTS?

For the perfect finishing touch for your Natural Sandstone patio, look no further than our range of complementary walling and edging products.



Natural Sandstone edging
(Page 104)



Natural Sandstone walling
(Page 102)

AGED RIVEN TRADITIONAL STYLE AND CHARM COMES OF AGE


Aged Riven is a paving solution that combines the old and the new in perfect harmony. A distinctive weathered profile gives the paving a traditional and timeworn appearance, while a smooth and sleek edge hints at a more modern and contemporary style. Random style patio packs are available in all three shades but a uniform pattern is achievable using the single sized Dark Grey paver.



Dark Grey (DG)

Cotswold (Ct)

York Brown (YB)




12.96m² patio pack

Approx size:
3600 x 3600mm

Kit consists of:

- 16 = 600 x 450mm
- 32 = 450 x 450mm
- 16 = 300 x 450mm



5.67m² patio pack


Approx size:
1800 x 3150mm

Kit consists of:

- 7 = 600 x 450mm
- 14 = 450 x 450mm
- 7 = 300 x 450mm

	Nominal size (mm)	Colours	Units/pack	Pack weight (t)	m ² /pack	Units/m ²
Paver	450 x 300	DG	70	0.68	9.98	7.00
5.67m² patio pack	3150 x 1800	DG/Ct/YB	28	0.41	5.67	n/a
12.96m² patio pack	3600 x 3600	DG/Ct/YB	64	0.93	12.96	n/a

Thickness: 32mm Joint width: 10-15mm



Aged Riven paving in Cotswold

TRADITIONAL RIVEN

CLASSIC STYLE AND TRADITION IN A SEAMLESS COMBINATION

The subtle riven profile combined with a soft textured surface make Traditional Riven the ideal paving for any garden setting. This can be complemented with Pitched or Countrystone walling to complete the look.



Buff (Bf)

Grey (Gy)

	Nominal size (mm)	Colours	Units/pack	Pack weight (t)	m ² /pack	Units/m ²
Paver	450 x 450	Bf/Gy	40	0.55	8.46	4.70
Paver	600 x 600*	Bf/Gy	20	0.51	7.44	2.70

Thickness: 32mm 35mm* Joint width: 2-15mm




Traditional Riven paving in Grey

ASHBOURNE™ GIVE YOUR PATIO A RUSTIC FEEL

For a paving solution that delivers a visual edge, look no further than Ashbourne. This distinctive paving incorporates riven paving and felled edges for stunning visual realism and an authentic natural stone appearance. Available in two patio pack sizes and a choice of five colours, Ashbourne provides attractive styling and will help you create a distinctive and eye-catching feature.



Weathered Grey (WG)



Cotswold (Ct)



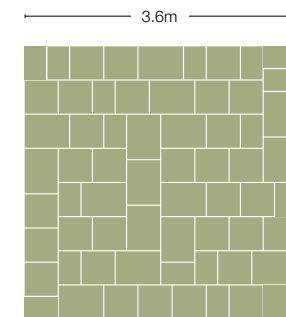
Antique Cotswold (AnC)



York Brown (YB)




York Gold (YG)



12.96m² patio pack

Approx size:
3600 x 3600mm

- Kit consists of:**
- 16 = 600 x 450mm
 - 32 = 450 x 450mm
 - 16 = 300 x 450mm



5.67m² patio pack

Approx size:
1800 x 3150mm

- Kit consists of:**
- 7 = 600 x 450mm
 - 14 = 450 x 450mm
 - 7 = 300 x 450mm

	Nominal size (mm)	Colours	Units/pack	Pack weight (t)	m ² /pack	Units/m ²
12.96m ² patio pack	3600 x 3600	WG/Ct/AnC/YB/YG	64	0.93	12.96	n/a
5.67m ² patio pack	3150 x 1800	WG/Ct/AnC/YB/YG	28	0.41	5.67	n/a

Thickness: 32mm Joint width: 10-15mm



Ashbourne paving in Weathered Grey with 40-80mm Scottish Cobbles and Rockery Stone

BLENDED NATURAL SANDSTONE AN ECONOMICAL CALIBRATED PAVING WITH NATURAL QUALITY

Blended Natural Sandstone calibrated patio kits are hand cut and hand dressed giving a more rustic finish and come in four specially selected colour blends. The slabs are lighter in weight than standard natural sandstone, making them easier to handle and ideal for those budget projects that still desire a natural product.

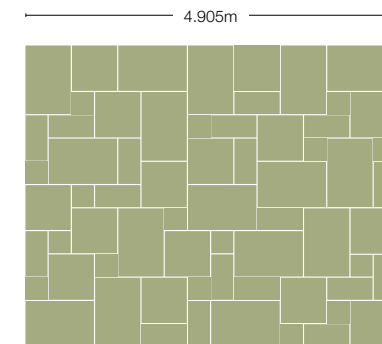


Imperial Green Blend (IGB)

Colonial Brown Blend (CBB)

Rustic Grey Blend (RGB)

Rustic Buff Blend (RBB)



19.52m² Patio pack

Approx size:
4905 x 3980mm

- Kit consists of:**
- 16 = 900 x 600mm
 - 15 = 600 x 600mm
 - 18 = 600 x 290mm
 - 16 = 290 x 290mm

	Nominal size (mm)	Colours	Units/pack	Pack weight (t)	m ² /pack	Units/m ²
Paver	900 x 600	IGB/CBB/RGB/RBB	28	0.69	15.75	1.85
Paver	600 x 600	IGB/CBB/RGB/RBB	50	0.82	18.91	2.77
19.52m ² patio pack	4905 x 3980	IGB/CBB/RGB/RBB	65	0.84	19.52	n/a

Thickness: 17-20mm Joint width: 10-20mm Country of origin: India




Blended Natural Sandstone paving in Imperial Green Blend

EDALE

A LOW COST, TRADITIONAL PAVING

A gentle riven paving with smooth edges that offers a low cost addition to the traditional paving range without compromising on aesthetics. An ideal entry level decorative paving.



Edale paving in Cream with 20mm Harvest Gold



Cream (Cr)

Grey (Gy)


	Nominal size (mm)	Colours	Units/pack	Pack weight (t)	m ² /pack	Units/m ²
Paver	450 x 450	Cr/Gy	76	0.98	16.08	n/a

Thickness: 32mm Joint width: 10-15mm

PEAK

UTILITY PAVING

A tough, hard-wearing, budget paving solution. Ideal as a base for utility areas and sheds – not recommended for feature patios. As a utility paving product, colours and finish will vary.



Buff (Bf)

Grey (Gy)

Red (Rd)

	Nominal size (mm)	Colours	Units/pack	Pack weight (t)	m ² /pack	Units/m ²
Peak Riven	600 x 600	Bf/Gy/Rd	20	0.51	7.44	2.70
Peak Riven	450 x 450*	Bf/Gy/Rd	40	0.55	8.46	4.70
Peak Smooth	600 x 600	Bf/Gy/Rd	20	0.58	7.20	2.80
Peak Smooth	450 x 450*	Bf/Gy/Rd	44	0.61	8.90	4.90
Peak Smooth	400 x 400**	Bf/Gy	52	0.54	8.30	6.30

Thickness: 35mm 32mm* 28mm** Joint width: Riven = 10-15mm Smooth = 2mm

Please Note: Limited protection in transit means surfaces may scratch.



DRIVEWAY

BLOCK PAVING

STONEMASTER®

WOBURN RUMBLED

WOBURN RUMBLED INFILTA

WOBURN ORIGINAL

MONKSBRIDGE

DRIVEFLAIR

LUMLEY COBBLE

DRIVEWAY

DRIVEWAY INFILTA

KERBS

STONEMASTER® MASTERING THE LOOK AND FEEL OF NATURAL GRANITE

With its three grey shades reminiscent of natural granite, StoneMaster is a superbly realistic paving solution. For a completely coordinated contemporary look around your whole house why not use complementary StoneMaster flag paving in your back garden. StoneMaster is also coated with Bradstone Surface Protection, to provide long-lasting resistance against stains such as oil, grease and moss.



Light Grey Washed (LGW)

Mid Grey Washed (MGW)

Dark Grey Washed (DGW)



IMPORTANT LAYING INFORMATION

This paving is sold in single colour packs. To achieve the appearance shown in the images please order packs of all 3 shades.



	Nominal size (mm)	Colours	Units/pack	Pack weight (t)	m ² /pack	Units/m ²
Single sizes	300 x 100*	LGW/MGW/DGW	240	0.96	7.20	33.3
Mixed sizes	n/a	LGW/MGW/DGW	400	1.02	10.2	n/a

NEW

Thickness: 50mm *60mm
Mixed size pack contains 400 blocks (80 No. 250x150, 80 No. 200x150, 160 No. 150x150 and 80 No. 100x150mm)



StoneMaster in Light Grey Washed, Mid Grey Washed and Dark Grey Washed with 40-80mm Scottish Cobbles and Cambrian Green Rockery Stone

Image (above): StoneMaster in Light Grey Washed, Mid Grey Washed and Dark Grey Washed

WOBURN RUMBLED CREATE AN UNFORGETTABLE FIRST IMPRESSION

With its delightful cobble style, featuring a traditional rumbled finish and rounded edges, Woburn Rumbled will enhance any driveway. While the weathered appearance and attractive mottled effect help create a sense of real period charm and character.



Autumn (Au)

Brindle (Bd)

Fossil Buff (FB)



Rustic (Ru)

Graphite (Gr)



Kerb in Autumn (Au)



Kerb in Rustic (Ru)



Kerb in Graphite (Gr)

	Nominal size (mm)	Colours	Units/pack	Pack weight (t)	m ² /pack linear m/pack	Units/m ² linear m/pack
Paver	200 x 134	Au/Bd/FB/Ru/Gr	336	1.02	9.05	37.0
Paver	134 x 134	Au/Bd/FB/Ru/Gr	504	1.02	9.05	56.0
Paver	100 x 134	Au/Bd/FB/Ru/Gr	672	1.02	8.98	75.0
Kerbs*	200 x 125	Au/Ru/Gr	192	0.90	19.2	10.0

*Thickness: 50mm *100mm (Paving also available in 60mm thickness in Autumn, Graphite and Rustic)



££££ 
Woburn Rumbled in Autumn

WOBURN RUMBLED INFILTA WHEN IT POURS, THIS STYLISH PAVING SOLUTION REIGNS

Woburn Rumbled Infilta is a perfect combination of style and practicality. In addition to offering all the distinctive period charm and elegant good looks of Woburn Rumbled paving, Infilta incorporates an ingenious permeable solution that allows rainwater to filter down to the sub-base below the paving. The result is a driveway that satisfies all the stringent legislation regarding front driveways at the same time as looking simply fabulous.



Woburn Rumbled Infilta in Graphite

WOBURN ORIGINAL TOUGH ENOUGH TO COPE, STYLISH ENOUGH TO STAND OUT

Woburn Original is everything you need from a driveway. On the one hand, it's tough and uncompromising in performance, designed to withstand the rigours of daily vehicle use. On the other, Woburn Original offers a stylish contemporary appearance by being reminiscent of sandstone setts.



Woburn Original in Graphite with small kerbs



Autumn (Au)



Rustic (Ru)




Graphite (Gr)



	Nominal size (mm)	Colours	Units/pack	Pack weight (t)	m ² /pack	Units/m ²
Paver	200 x 134	Au/Ru/Gr	312	1.14	8.43	37.0
Paver	134 x 134	Au/Ru/Gr	468	1.14	8.35	56.0
Paver	100 x 134	Au/Ru/Gr	624	1.14	8.32	75.0

Thickness: 60mm



Autumn (Au)



Rustic (Ru)



Graphite (Gr)



	Nominal size (mm)	Colours	Units/pack	Pack weight (t)	m ² /pack	Units/m ²
Paver	200 x 134	Au/Ru/Gr	336	1.02	9.05	37.0
Paver	134 x 134	Au/Ru/Gr	504	1.02	9.05	56.0
Paver	100 x 134	Au/Ru/Gr	672	1.02	8.98	75.0

Thickness: 50mm (Also available in 60mm thickness in Graphite and Rustic)

MONKSBRIDGE A BRIDGE TO THE LOOK AND STYLE OF YESTERYEAR

If you have a traditionally styled property and are looking for a beautiful driveway to match, Monksbridge is the ideal solution. With its wonderful subtle hues and authentic weather worn appearance, this distinctive block paving adds a rustic air to any driveway, recalling the look and feel of a bygone age. With three colour options available each as a mixed pack featuring four sizes. Monksbridge can also be used to create a natural stone courtyard effect.




Cinder (Cin)

Croft (Cro)

Royale (Roy)

	Nominal size (mm)	Colours	Units/pack	Pack weight (t)	m ² /pack	Units/m ²
Mixed sizes	n/a	Cin/Cro/Roy	360	1.01	9.60	n/a

Thickness: 50mm
Each pack contains 360 blocks (80 No. 250x150, 100 No. 200x150, 120 No. 150x150 and 60 No. 100x150mm)



Monksbridge in Royale

DRIVEFLAIR

THE PENCIL EDGE PAVING PROVING A HUGE DRAW

When it comes to giving your driveway a modern and more contemporary appearance, Driveflair definitely has a visual edge. That's because this block paving incorporates a distinctive pencil edge chamfer to create a sleeker, smoother, cleaner look. While an excellent close textured surface finish and two attractive blended shades further add to the aesthetic appeal.



Brindle (Bd)

Graphite (Gr)

	Nominal size (mm)	Colours	Units/pack	Pack weight (t)	m ² /pack	Units/m ²
Mixed sizes	n/a	Bd/Gr	352	0.96	9.60	n/a

Thickness: 50mm
 Each pack contains 352 blocks (96 No. 250x150, 96 No. 200x150, 96 No. 150x150 and 64 No. 100x150mm)



Driveflair in Brindle

LUMLEY COBBLE

CAPTURE THE SPIRIT OF A BYGONE AGE IN YOUR DRIVEWAY

Combining eight different sizes, Lumley Cobble is the ideal way to give your driveway traditional charm. This beautiful cobble effect block paving is equally at home in the town or countryside.



NEW

Lumley Cobble in Stone



Stone (Stn)



	Nominal size (mm)	Cobours	Units/pack	Pack weight (t)	m ² /pack	Units/m ²
Mixed sizes	n/a	Stn	240	1.00	7.48	n/a

Thickness: 60mm

Each pack contains 240 blocks (24 No. 280x170, 24 No. 240x170, 48 No. 200x170, 48 No. 160x170, 32 No. 280x130, 16 No. 240x130, 16 No. 200x130, 32 No. 120x130)

DRIVEWAY

A GOOD LOOKING SOLUTION THAT'S LOOKING GOOD FOR YOUR BUDGET

Available in seven different colour options, offering a wealth of mix and match possibilities, this stylish and attractive block paving adds visual interest to any driveway. Perhaps more surprisingly, Driveway represents excellent value and is as easy on the eye as it is on the pocket. It combines affordability with exceptional durability, delivering a hard-wearing block that is perfect for patios and paths as well as driveways.



Autumn (Au)

Brindle (Bd)

Buff (Bf)

Grey (Gy)

Driveway in Autumn



Burnt Oker (BO)



Charcoal (Ch)



Red (Rd)




	Nominal size (mm)	Cobours	Units/pack	Pack weight (t)	m ² /pack	Units/m ²
Paver	200 x 100	Au/Bd/Bf Gy/BO Ch/Rd	488	1.11	9.76	50.0


Thickness: 50mm (Also available in 60mm thickness in all colours)

DRIVEWAY INFILTA THE DRIVEWAY SOLUTION THAT DRAINS AS IT RAINS

The best products always find a way to combine flair with function. Driveway Infilta offers a stylish appearance and elegant good looks. This clever block paving solution has a practical side to it too, when laid as part of a permeable driveway solution it allows water to drain away between the blocks. So, it's a perfect choice of product when you need to satisfy the strict legislation regarding front of homes.




Autumn (Au)



Red (Rd)



Brindle (Bd)



Charcoal (Ch)



	Nominal size (mm)	Colours	Units/pack	Pack weight (t)	m ² /pack	Units/m ²
Paver	200 x 100	Au/Rd Bd/Ch	404	1.12	8.08	50.0

Thickness: 60mm

KERBS THE PERFECT FINISHING TOUCH FOR BLOCK PAVING

If you're looking for a great way to complete the look of your driveway, patio or path, kerbs are the ideal solution. Available as main blocks, radius and corner units, kerbs effortlessly combine style and practicality, providing both an ideal accompaniment to any block paving and preventing vehicular overrun.



	Nominal size (mm)	Colours	Units/pack	Pack weight (t)	m ² /pack	Units/m ²
Large kerb	200 x 125	Bd/Ch/Rd	192	0.90	19.2	10.0
Medium kerb	150 x 150	Ch	240	1.06	24.0	10.0
Small kerb	125 x 125	Bd/Ch/Rd	1	> 0.01	n/a	10.0

Thickness: 100mm Joint width: Butt



Large kerb




HB/BN main unit LK



HB/BN main unit LK



HB/BN main unit laid flat LK



HB internal radial block LK/A



BN upright internal radial block LK/BI



BN upright external radial block LK/BE



HB external radial block LK/C



HB upright internal angle LK/D



HB upright external angle LK/E



BN upright internal angle LK/F



HB upright external angle LK/G



Medium kerb




Main unit MK



Small kerb




Main unit SK



External angle SK/A



Internal angle SK/B



External radius SK/D

For more information on kerbs visit www.bradstone.com

LANDSCAPING

FEATURES

WALLING

EDGING

STEPPING STONES

STONEWOOD® COLLECTION

DECORATIVE STONE

ROCKERY STONE

FIXING PRODUCTS


WALLING

ADD A SENSE OF SHAPE, STRUCTURE AND STYLE

A wall can not only be an attractive addition to any garden, it can also form an integral part of a garden design, connecting different elements and helping to shape and structure your landscape. We have a vast choice of walling options, available in a host of different shapes, styles, colours, textures and sizes. Everything you need to help you create eye-catching features such as raised beds, planters, screens, ponds or even barbecues. Our extensive selection of walling is sure to have something to suit your requirements and add the impact you are looking for.



Natural Sandstone walling and coping in Fossil Buff with 20mm Golden Gravel (see page 102 for more information)



Old Town® walling
Grey-Green (GG)



Old Town® walling
Weathered Limestone (WL)




Old Town® coping
Grey-Green (GG)



Old Town® coping
Weathered Limestone (WL)

	Nominal size (mm)	Colours	Units/pack	Pack weight (t)	m ² /pack linear m/pack	units/m ² Units/linear m
Full block	450 x 145	GG/WL	48	0.86	3.42	14.0
Coping*	460 x 195	GG/WL	44	0.35	20.7	2.10

Thickness: 130mm *45mm Joint width: 10mm



Ancestry® walling
Abbey Brown (AbB)



Ancestry® walling
Abbey Original (AbO)



Ancestry® walling
Abbey Storm (AbS)



Ancestry® coping
Left to right:
Abbey Brown (AbB),
Abbey Original (AbO)
Abbey Storm (AbS)

	Nominal size (mm)	Colours	Units/pack	Pack weight (t)	m ² /pack linear m/pack	units/m ² Units/linear m
Walling pack	Mixed sizes	AbB/AbO/AbS	180	0.76	4.22	n/a
Full block	225 x 65	AbB/AbO/AbS	200	0.73	3.55	56.7
Coping*	530 x 300	AbB/AbO/AbS	60	1.06	32.4	1.90
Coping*	530 x 150	AbB/AbO/AbS	60	0.53	32.4	1.90

Thickness: 100mm *50mm Joint width: 10mm
Each pack contains 180 blocks (80 No. 225x65, 60 No. 300x65 and 40 No. 225x140mm)



	Nominal size (mm)	Colours	Units/pack	Pack weight (t)	m ² /pack linear m/pack	units/m ² Units/linear m
Mixed sizes	n/a	FB/M	285	1.15	5.70	n/a
Coping	450 x 160	FB/M	40	0.35	18.4	2.20

Thickness: 35-40mm Joint width: 10-15mm Country of Origin: India
Each pack contains 285 blocks (60 No. 325x100, 100 No. 270x100 and 125 No. 215x100mm)



Countryside walling
Buff (Bf) **Textured coping**
Grey and Buff (Bf/Gy)

	Nominal size (mm)	Colours	Units/pack	Pack weight (t)	m ² /pack linear m/pack	units/m ² Units/linear m
Full block	290 x 136	Bf	57	0.46	2.50	22.8
Full block	290 x 63	Bf	228	0.89	5.00	45.7
Full block	215 x 63	Bf	288	0.92	4.70	60.9
Textured coping*	580 x 275	Bf/Gy	20	0.37	11.8	1.70
Textured coping*	580 x 136	Bf/Gy	44	0.40	25.52	1.70

Thickness: 90mm *50mm Joint width: 10mm



Panache walling
Midnight Grey (MG) **Panache walling**
Silver Grey (SG) **Panache walling**
White (Wh)

	Nominal size (mm)	Colours	Units/pack	Pack weight (t)	m ² /pack linear m/pack	units/m ² Units/linear m
Full block	440 x 140	MG/SG/Wh	64	1.00	3.94	16.2
Coping*	900 x 150	MG/SG/Wh	40	0.66	36.0	1.10

Thickness: 100mm *40mm Joint width: Butt



Pitched walling
Buff (Bf) **Pitched walling**
Grey (Gy) **Textured coping**
Grey and Buff (Bf/Gy)

	Nominal size (mm)	Colours	Units/pack	Pack weight (t)	m ² /pack linear m/pack	units/m ² Units/linear m
Pitched walling	290 x 136	Bf/Gy	50	0.45	2.20	22.8
Pitched walling	290 x 63	Bf/Gy	216	0.86	4.70	45.7
Pitched walling	215 x 63	Bf/Gy	202	0.65	3.30	60.9
Textured coping*	580 x 275	Bf/Gy	20	0.37	11.8	1.70
Textured coping*	580 x 136	Bf/Gy	44	0.40	25.52	1.70

Thickness: 90mm *50mm Joint width: 10mm



Madoc walling (full block)
Weathered Cotswold (WcT) **Madoc walling (sneck)**
Weathered Cotswold (WcT) **Madoc coping**
Weathered Cotswold (WcT)

	Nominal size (mm)	Colours	Units/pack	Pack weight (t)	m ² /pack linear m/pack	units/m ² Units/linear m
Full block	580 x 100 x 140	WcT	50	0.76	3.30	15.2
Sneck	110 x 100 x 70	WcT	50	0.08	n/a	n/a
Coping*	470 x 130 x 45	WcT	60	0.36	28.8	2.10

Joint width: Butt *10mm




Screenwall walling (leaf block)
Off-White (OW) **Screenwall walling (pyramid pier cap)**
Off-White (OW) **Screenwall walling (saddleback coping)**
Off-White (OW)


	Nominal size (mm)	Colours	Units/pack	Pack weight (t)	m ² /pack linear m/pack	units/m ² Units/linear m
Leaf block	290 x 290 x 90	OW	48	0.49	4.33	11.1
Saddleback coping	610 x 280 x 55	OW	40	0.60	24.8	1.60
Saddleback coping	610 x 140 x 55	OW	80	0.60	49.6	1.60
Pyramid pier cap	380 x 380	OW	24	0.36	n/a	n/a
Pyramid pier cap	305 x 305	OW	60	0.53	n/a	n/a

Joint width: 10mm


EDGING THE DEFINITION OF STYLISH BORDERS

Whether you're looking for elegant and formal edging designs or something a bit more rustic and timeworn in appearance, you've come to the right place. We have a comprehensive choice of edging styles available in both natural and reconstituted stone, many of which match with our paving solutions if you prefer a fully coordinated look. They're the perfect way to define borders and herbaceous beds, to make a real design statement.







Smooth Natural Sandstone Round Top edging
Silver Grey (SG)




Natural Sandstone edging
Fossil Buff (FB)




Panache edging
White (W)




Natural Sandstone edging
Modac (M)




Panache edging
Silver Grey (SG)




Smooth Natural Sandstone Round Top edging
Dune (Du)




Old Town® edging
Grey-Green (GG)



Panache edging
Midnight Grey (MG)



Smooth Natural Sandstone Round Top edging
Rainbow (R)



Old Town® edging
Weathered Limestone (WL)



	Nominal size (mm)	Colours	Units/pack	Pack weight (t)	Linear m/pack	Units/linear m
Smooth Natural Sandstone[†] Round Top edging	450 x 150	SG/Du/R	20	0.15	9.0	2.20
<small>Thickness: 30mm Joint width: 2-5mm Country of Origin: India</small>						
Natural Sandstone[†] edging	450 x 160	FB/M	40	0.35	18.4	2.20
<small>Thickness: 35-40mm Joint width: 10-15mm Country of Origin: India</small>						
Old Town edging	450 x 200	GG/WL	36	0.36	16.6	2.20
<small>Thickness: 50mm Joint width: 10-15mm</small>						
Panache edging	900 x 150	MG/SG/W	40	0.66	36.0	1.10
<small>Thickness: 40mm Joint width: Butt</small>						

Images (clockwise from top left): Panache edging in Silver Grey, Smooth Natural Sandstone edging in Dune, Old Town edging in Grey-Green.

[†]Please note: Natural stone varies in colour and mineral content.



Ancestry® edging
Abbey Brown (AbB)



Ancestry® edging
Abbey Original (AbO)



Ancestry® edging
Abbey Storm (AbS)



Stonewood® sleeper
Antique Brown (AB) – 900 x 250mm



Stonewood® sleeper
Antique Brown (AB) – 600 x 250mm



Stonewood® sleeper
Antique Brown (AB) – 250 x 250mm



Serrated Slate Effect edging
Dark Grey (DG)



Rustic Rope Top edging
Antique Red (AR)



Rustic Rope Top edging
Cotswold (Ct)



Rustic Rope Top edging
Old Granite (OG)

NEW



Rustic Rope Top edging
Terracotta (T)

NEW



Rustic Rope Top corner dollies
Left to right: Antique Red (AR), Cotswold (Ct), Old Granite (OG) and Terracotta (T)



Sawtooth edging
Brindle Red (BR)



Round Top edging
Buff (Bf)



Round Top edging
Grey (Gy)




Scalloped edging
Buff (Bf)



Scalloped edging
Grey (Gy)



Scalloped edging
Red (Rd)



	Nominal size (mm)	Colours	Units/pack	Pack weight (t)	Linear m/pack	Units/linear m
Ancestry edging	510 x 160	AbB/AbO AbS	30	0.57	15.6	2.00

Thickness: 125mm Joint width: 10-15mm

Stonewood Sleeper edging	900 x 250*	AB	23	0.69	20.9	1.10
Stonewood Sleeper edging	600 x 250	AB	29	0.36	17.7	1.60
Stonewood Sleeper edging	250 x 250	AB	46	0.26	12.0	3.80

Thickness: 40mm *50mm Joint width: 2mm

Serrated Slate Effect edging	900 x 250	DG	23	0.59	20.9	1.10
-------------------------------------	-----------	----	----	------	------	------

Thickness: 50mm Joint width: 2mm

Rustic Rope Top edging	600 x 150	AR/Ct OG/T	38	0.3	22.8	1.66
-------------------------------	-----------	---------------	----	-----	------	------

Rustic Rope Top corner dolly	250 x 50	AR/Ct OG/T	20	0.04	n/a	n/a
-------------------------------------	----------	---------------	----	------	-----	-----

NEW

Thickness: 50mm Joint width: Butt

Sawtooth edging	550 x 140	BR	30	0.55	16.5	1.81
------------------------	-----------	----	----	------	------	------

Thickness: 100mm Joint width: Butt

Round Top edging	600 x 150	Bf/Gy	48	0.37	28.8	1.70
-------------------------	-----------	-------	----	------	------	------

Thickness: 50mm Joint width: Butt

Scalloped edging	600 x 150	Bf/Gy/Rd	48	0.37	28.8	1.70
-------------------------	-----------	----------	----	------	------	------

Thickness: 50mm Joint width: Butt

Images: Ancestry edging in Abbey Storm (top), Serrated Slate Effect edging in Dark Grey (bottom).

STEPPING STONES

STEP THIS WAY FOR A DELIGHTFUL GARDEN FEATURE

Set in lawns and gravel, or even in borders interspersed with planting, stepping stones represent a charming way to add a wonderful distinctive feature to any garden. Not only offering a practical solution to help you walk about your garden, they can also add real visual interest and character. Our stepping stones come in all shapes, colours, styles, sizes and materials, everything from simple unadorned weathered natural stone to quirky and eye-catching designs such as compass stones, boots, ropes and imitation wood.



Random stepping stone
Weathered Grey (WG)



Random stepping stone
Weathered Brown (WB)



Random stepping stone
Cotswold (Ct)



Round stepping stone
Brown Blend (BrB)



Round stepping stone
Cream Blend (CrB)



Stonewood® stepping stone
Antique Brown (AB)



Natural Limestone stepping stone
Blue-Black (BB)



Natural Sandstone stepping stone
Fossil Buff (FB)



Rope stepping stone
Cream (Cr)



Half Penny stepping stone
Autumn Brown (AuB)



Farthing stepping stone
Bronze (Bro)



Boot stepping stone
Cotswold (Ct)



Compass stepping stone
Cotswold (Ct)




	Nominal size (mm)	Colours	Units/pack	Pack weight (t)	m ² /pack	Thickness (mm)
Boot stepping stone	575 x 275	Ct	36	0.49	n/a	40
Round stepping stone	Ø 450	BrB/CrB	70	0.80	n/a	32
Compass stepping stone	Ø 575	Ct	23	0.50	n/a	35
Farthing stepping stone	Ø 300	Bro	31	0.41	n/a	32
Half Penny stepping stone	Ø 400	AuB	31	0.40	n/a	32
Natural Limestone[†] stepping stone	300 x 450	BB	56	0.50	n/a	20-24
Natural Sandstone[†] stepping stone	300 x 450	FB	56	0.50	n/a	20-24
Random stepping stone	450 x 350	WG/WB/Ct	70	0.80	n/a	32
Rope stepping stone	Ø 430	Cr	23	0.25	n/a	38
Stonewood stepping stone	290-450	AB	36	0.47	n/a	50

Images (clockwise from top left): Random stepping stone in Weathered Brown, Farthing stepping stone with 20mm Harvest Gold, Compass stepping stone with 10mm Harvest Gold.

[†]Please note: Natural stone varies in colour and mineral content.

STONEWOOD® COLLECTION LOOKS LIKE WOOD, LASTS LIKE STONE

Imagine a range of garden features that offer all the aesthetic appeal of wood, but which also provide the durability of stone. Welcome to our Stonewood collection, a superbly realistic range of planters, stepping stones and sleepers that give you all the stunning natural charm of wood and all the long lasting reliability and maintenance free convenience of concrete. The planters are easy to assemble, slotting together in seconds without the need for glue or mortar. Beauty and practicality working together in perfect harmony.



Stonewood double height planter – 4 sleepers and 2 end units with Old Town paving in Weathered Limestone (top), Stonewood sleepers in Antique Brown (bottom).



Sleeper 900 x 250mm
Antique Brown (AB)



Sleeper 600 x 250mm
Antique Brown (AB)



Sleeper 250 x 250mm
Antique Brown (AB)



Planter – End unit
Antique Brown (AB)



Planter – Side unit
Antique Brown (AB)



Stepping stone 290-450mm
Antique Brown (AB)

	Nominal size (mm)	Colours	Units/pack	Pack weight (t)	Linear m/pack	Units/linear m
Sleeper	900 x 250	AB	23	0.69	20.9	1.10
Sleeper	600 x 250*	AB	29	0.36	17.7	1.60
Sleeper	250 x 250*	AB	46	0.26	12.0	3.80
Planter – Side Unit	1000 x 200	AB	20	0.40	n/a	n/a
Planter – End Unit	700 x 400	AB	20	0.48	n/a	n/a
Stepping stone	290-450	AB	36	0.47	n/a	n/a

Thickness: 50mm *40mm Joint width: 2mm

Stonewood double height planter
formed using 2 end units and 4 side units

Stonewood single height planter
formed using 4 side units

DECORATIVE STONE


SMALL IN SIZE,
BIG ON VISUAL IMPACT

The use of decorative stone can fundamentally transform the appearance of your garden. We have a stunning range for you to choose from including aggregates, pebbles, cobbles and rockery stones in a huge variety of colours and styles – enough to suit any design requirement. Decorative stone really is the perfect finishing touch, adding a real ‘wow’ factor around borders, between paving stones and on patios, paths, ponds – even driveways. It just goes to show how the smallest details can make the biggest difference.


DRY

WET























These swatches show our decorative aggregates both wet and dry.



Fish friendly











Suitable for driveways

					
11mm Canterbury Spar	20mm Celtic Plum	40mm Celtic Plum	20mm Dapple Flint		
					
14mm Derbyshire Grey	16mm Forest Green	10mm Golden Gravel	20mm Harvest Gold	20mm Lakeland Blue	40mm Lakeland Blue
					
20mm Swithland Green	40mm Swithland Green	20-30mm Highland Pebbles	20mm Mellow Cotswold	11mm Nordic Spar	40-80mm Scottish Cobbles
					
20mm Cornish Granite	10mm Trent Pink	20mm Trent Pink	20-30mm Tweed Pebbles	20mm Weathered Flint	14mm Weathered Red

ROCKERY STONE

ADDING THAT ALL IMPORTANT
FINISHING TOUCH

			
250-350mm Rustic Slate	250-350mm Cambrian Green	250-350mm Cotswold	250-350mm Green Slate
			
250-350mm Moorland Slate	250-350mm Purple Slate	250-350mm Grey Lakefell	



DON'T FORGET FIXING PRODUCTS!

Whatever your garden project, whether you're putting down a patio or laying a driveway, Bradstone has a comprehensive range of fixing products, aggregates and sands to help you get the job done.

▪ Building Sand	▪ Sharp Sand
▪ 10mm Gravel	▪ 6mm Patchmac
▪ 20mm Gravel	▪ Rock Salt
▪ Rapid Set Post Mix	▪ 3-6mm Bedding Aggregate
▪ Type 1	▪ 20mm Drainage Aggregate
▪ 10mm Ballast	▪ 3mm Jointing Aggregate
▪ 20mm Ballast	▪ Children's Play Sand
▪ Kiln Dried Sand	

112 CALL 01335 372289

WWW.BRADSTONE.COM 113

ADDITIONAL INFORMATION

BRADSTONE INFORMATION

Bradstone reserves the right to alter specifications without prior notice. All products and services shown in this brochure are supplied subject to Aggregate Industries UK Ltd terms and conditions of sale. The designs shown in the brochure are illustrative only. Every effort is made to ensure the accuracy of all textual and pictorial content in this guide. Please request a sample of current production as the product may vary from the images shown.

No charge is levied for this brochure or the advice therein, and accordingly the company, its employees and authorised agents can accept no liability whatsoever, either directly or indirectly arising from the use of its products in connection with any information or advice contained in this guide.

Bradstone is part of Aggregate Industries. Aggregate Industries is the first company in the world to achieve a BES 6001:2008 Responsible Sourcing Certificate from BRE Global. Products are assessed on:

- Quality management
- Environmental management
- Health and safety management
- Greenhouse gas emissions
- Minimising raw material usage
- Labour practice
- Biodiversity
- Community engagement.

All Bradstone hard landscaping products are backed by BS EN ISO 9001:2000 certification for product quality and service. Bradstone block paving products are also manufactured to, and in accordance with, BS EN 1338. Each of the Bradstone manufacturing locations is certified to ISO 14001:2004 for environmental management systems and 18001 for occupational health and safety. All dimensions quoted in this brochure are nominal and are for guidance only. Actual sizes may vary. Our products also conform to European harmonised standards for CE marking.

BRADSTONE ASSURED TERMS AND CONDITIONS

Bradstone Assured members are subject to regular quality checks and assessments and are required to abide by the Bradstone Assured approved terms and conditions of membership at all times. Bradstone offer a 10 year guarantee on products installed by our Bradstone Assured installers, as well as a 5 year guarantee on their workmanship from the date issued on your personal certificate.

See full terms and conditions of our guarantee at www.bradstone.com

Each Bradstone Assured approved member is directly responsible for the management of the relationship with their customers and any enquiries.

Please note that the resulting legal contract is between you and the Bradstone Assured approved member, and is subject to the terms and conditions of that member. They will advise you of these conditions themselves. You should carefully review their terms and conditions applying to the purchase of your products and/or services. Claims or suggestions should be addressed directly to the relevant Bradstone Assured approved member providing the relevant products or services.

SIZES AND JOINT WIDTHS

- Size dimensions quoted within this brochure are nominal and for guidance only.
- Actual sizes will vary, particularly where riven profiles and felled edges are a feature of the product.
- Always dry lay the product to check area required (especially circles and patio kits).
- See joint widths recommended for products on the product page.
- All m² coverage is approximate and may vary.

HEALTH AND SAFETY

- Minor scuffing can occur due to movement in transit and will generally disappear in time.
- Due to the nature of our products we always recommend suitable lifting equipment be used.
- Always wear gloves and safety footwear when handling the product.
- Always wear safety goggles and appropriate respiratory protection when using cutting equipment.
- Ensure the products are on level ground and retained in some way before removing any packaging.
- Always handle with care as breakages and chipping may result from mishandling.
- For larger products such as Grand Natural Sandstone and large aspect Natural Granite paving we recommend the use of lifting equipment such as a vacuum lift.
- If you require further health and safety guidance, **please contact our customer care team on 01335 372289.**

COST

Bradstone regrets it is not able to quote recommended retail prices as those are set by its stockists and may be subject to variation. Please be aware that paving is just one element of the total cost and is rarely the largest outlay.

BLOCK PAVING COLOUR SWATCHES

Colour variations can occur within packs, therefore:

- Ensure your sample and block are from the same factory.
- Block paving should be ordered from the same batch number to avoid colour variation.
- Do not mix blocks from different factories.
- Bradstone cannot accept responsibility once blocks are laid from different batches.
- Best results are achieved through mixing from 3 to 5 different packs and from vertical columns rather than horizontal rows.
- We recommend a neoprene faced or rubber sole plate on vibrating plate compactors to reduce scuffing.
- Light colours are susceptible to staining and care should be given when selecting blocks for driveways.

NATURAL STONE COLOUR AND MAINTENANCE

- Natural stone products will have variations in colour and texture within single pieces and from piece to piece. We recommend a reasonable amount of product is viewed at your local stockist before ordering.
- Natural stone products may contain minor imperfections.
- Product should be mixed from a number of packs prior to installation.
- We strongly recommend that natural stone is always laid on a full mortar bed.
- Natural stone needs to be handled very carefully when installing to minimise staining and we would advise that Smooth Natural Sandstone be sealed prior to laying. However, if this is not possible, it should be covered up as it is installed and sealed as soon as it is laid.

NATURAL SANDSTONE

The Silver Grey colour in all our Natural Sandstone products will vary with differing geological conditions. Such variations can lead to small particles of ironstone within the product creating a darkening of the surface with natural weathering. Being pale in colouration, this natural weathering is more obvious with Silver Grey compared to other natural products in the Bradstone range.

OTHER WEATHERING

Weathering and site conditions can occasionally cause other variations in shade to appear. Differential weathering can cause patchy dark discolourations on the surface of individual units. Again this will generally diminish over time and will not affect long term performance. Natural stone may develop added marking, deposits or patches as mineral content oxidises.

All products can develop algae and organic growths under certain environmental conditions and may require cleaning. Areas adjacent to borders, plant pots and trees may discolour from transfer of plant-life; specialist maintenance advice may need to be sought.

Aggregate Industries cannot accept responsibility for any of the above conditions. **Should you require further advice in this specialist area call our Customer Care Team on 01335 372289.**

PORCELAIN PAVING

Manufactured from the finest raw materials, under strict controls allows us to obtain the exceptional technical characteristics of full-body unglazed porcelain paving: high bending resistance (>2000 N), high resistance to surface wear (<145 mm³), to freezing and chemical attack, with a water absorption level of <0.1% in a wide range of finishes and colours.

Anti-slip surface resistance

- Textured = Class 3 / R12 / Group C
- Profiled = Class 2 / R11 / Group B

For traditional fixing, only pointing mix/grouts recommended for porcelain paving should be used, do not use white cement nor materials containing black pigments.

Finishes are intentionally manufactured with slightly uneven colour tones and surface decoration, these subtle variations set these products apart.

Fired to incredibly high temperatures during manufacture Porcelain paving has inherently low water absorption values which makes them inherently strong and exceptionally durable.

The use of a slurry primer to the reverse of each paver is both essential and more importantly critical to the overall performance of Mode and Madera. Applied to the underside using a stiff brush, it provides an exceptional bond between paver and the wet fully compacted cementitious bedding mix underneath.

Mixed to manufacturer's instructions and applied with care it forms an immediate bond which prevents the pavers from lifting or potentially moving in the future when correctly laid.

Before laying see how it's done with ease and care – visit YouTube BradstoneUK to watch our 'how to lay porcelain paving' video.

Mode and Madera pavers can easily be cleaned by applying an acid based cleaner diluted to the manufacturer's instructions.

Dependant on the type of stain/surface residue present (i.e. suction marks, grease, grout, general building site dirt) there are a wide range of off the shelf specialist cleaners available. Always check the manufacturer's instructions first before applying to any test area.

Mode and Madera pavers can be easily cut on site and mostly to any size. All you need is a hand held saw preferably with a power cut off facility, fitted with a good quality diamond blade suitable for porcelain pavers/tiles. Ensure the blade is water fed to reduce the amount of dust given off, score the product on low power first, then wet it and cut through. Scoring the product first will help to alleviate the potential risk of edge/surface chipping.

RECONSTITUTED STONE COLOUR

- Colours may vary subtly, especially in weathered shades.
- Colours will appear different during varying weather conditions such as sunlight and rain. Please check colour samples in dry conditions and in full daylight.
- Where possible, products should be selected from the same product batch.
- Occasionally dark and light patches may occur on the surface of the paving. This is due to differential weathering where the surface of the paving has cured at different rates.
- All decorative products will weather and change appearance over time.

APPLICATION/SUITABILITY

- Bradstone products and materials, unless otherwise stated, are for domestic landscaping projects.

- Decorative flag paving and edging is not recommended for use on driveways.
- All products must be checked on arrival and in the unlikely event of products reaching you in a less than satisfactory condition, please refer to your stockist immediately, allowing time for the rejected product to be replaced.
- De-icing salts should not be used on the Bradstone range of decorative flag paving.
- Bradstone does not recommend the regular use of jet/power washers on the decorative range of paving and walling, as this may affect the surface of the product over time.

For advice on cleaning and general maintenance of your patio please contact the customer care team or refer to our website.

EFFLORESCENCE

Efflorescence appears on concrete paving products as white patches or a lightening of the surface colour, but seems to disappear when wet.

It is formed by a normal chemical reaction between cement and water which causes calcium hydroxide (lime) to migrate through damp concrete to the paving surface and then react with carbon dioxide in the atmosphere resulting in a deposit of calcium carbonate crystals.

Efflorescence is very unpredictable in its occurrence but is more prevalent in winter when concrete becomes wet and dries more slowly. Although there are cleaners available, efflorescence is a natural phenomenon and will generally disappear with the natural weathering process and the passage of time.

Bradstone cannot accept responsibility for the effect of efflorescence which can be a characteristic of all good quality products with a high cement content. **For more information visit www.bradstone.com**

ORDER CHOICE

The Bradstone Order Choice service means that you can order virtually any product from any Bradstone stockist, even if they do not actually stock that particular product. You can also order products in the exact quantities you require. Simply ask your stockist.